

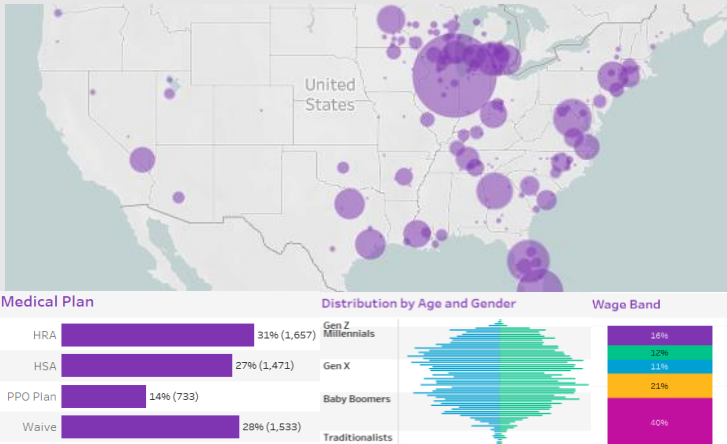
WTW Scout: Healthcare Strategy Reimagined

WTW Scout

A family of interactive visualization models, designed to educate, inform, analyze and drive healthcare innovation at the local market level

Scout Demographics and Analytics

The **foundation** of any project is data. The local market analytic and demographics framework provides the insights needed to lead the healthcare delivery conversation

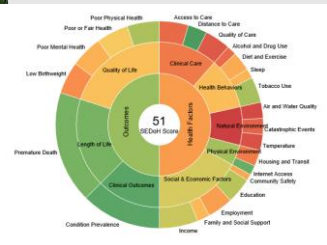
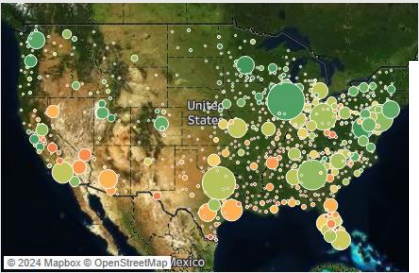
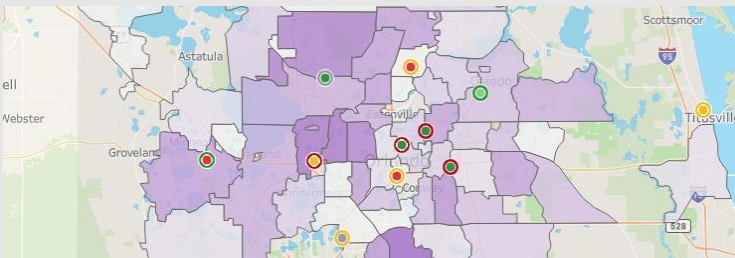


Scout Network

Scout provides plan sponsors with a **visual analysis of potential alternative networks** based on employee demographics and geography that informs their evaluation of healthcare solutions and development of healthcare delivery strategy

Scout Quality/Cost

Quality and cost are the key metrics in all healthcare delivery strategies, from networks to centers of excellence (COE) to direct contracting. Our partnership with Garner is key to evaluating potential solutions. WTW has combined AHA hospital data, vendor COE designations, quality and cost for every facility in the United States to create a **unique view of the value in the delivery system**



Scout Social and Environmental Determinants of Health

Identifies community **health and environmental risk factors**, specific to a plan's population at the **5-digit zip code level**, based on data from the Agency for Healthcare Research and Quality (AHRQ), Robert Wood Johnson Foundation, Centers for Disease Control (CDC), Federal Emergency Management Agency (FEMA), and WTW's own ClimateQuantified™ risk projections

WTW Scout Complete — putting it all together

What sets Scout Complete apart from other evaluations?

WTW Scout Complete analyzes ALL aspects of an individual market and **does not focus entirely on unit cost discounts**

WTW Healthcare Delivery experts have deep market understanding and analyze the **dynamics at play between insurers, health systems, and carve-out solutions**

As evaluations evolve, WTW brings a true differentiator to the market that uncovers **opportunities previously hard to grasp and difficult to incorporate into broader strategies**

Scout Complete Healthcare Delivery Evaluation

WTW Scout Family of Models

WTW Scout Network

- Interactive network modeling that maps client population to carrier network options, including BCBS, Aetna, Cigna, UHC, Kaiser, Centivo, Employer Health Network and Imagine Health

WTW Scout Quality / Cost

- Interactive hospital modeling that maps client population to every hospital in the US. Includes quality and cost information across multiple clinical categories, plus center of excellence information for major carriers and carve out solutions

WTW Scout Social and Environmental Determinants of Health

- Interactive modeling that leverages zip code level data to evaluate social and environmental determinants of health based on a population footprint
- Includes a deeper dive into Natural Environmental risks such as air quality, catastrophic events, and temperature, and the potential impact on a population's health based on their geographical location

Scout Complete

- **A complete market-level evaluation of how healthcare is being delivered for the plan sponsor**
- Overview of each selected market, including client specific information on health systems, health plans and general market dynamics
- **Market recommendations** specific to the client that could include immediate savings opportunities, 3-5 year **strategic HCD roadmaps** and/or suggested areas for improvement
- **Fixed fee project** – based on market(s) selected

Healthcare Delivery Expertise

Local Market Analytics

- Analytic framework that evaluates cost drivers at the local market level
- Cost and utilization data by condition
- Inpatient utilization by facility to evaluate quality

Garner Quality

- WTW partnership with Garner to evaluate overall quality, as well as condition-specific quality, at the facility level
- Review quality based on both a process and outcomes view through Garner

Garner Cost

- WTW partnership with Garner to evaluate overall facility cost as a percentage of Medicare

Market Insights

- Relevant insights into healthcare delivery landscape of each market
- Includes information on hospital systems, health plans, general market dynamics, and innovations