



Surveying commercial insurance

Pricing and profitability

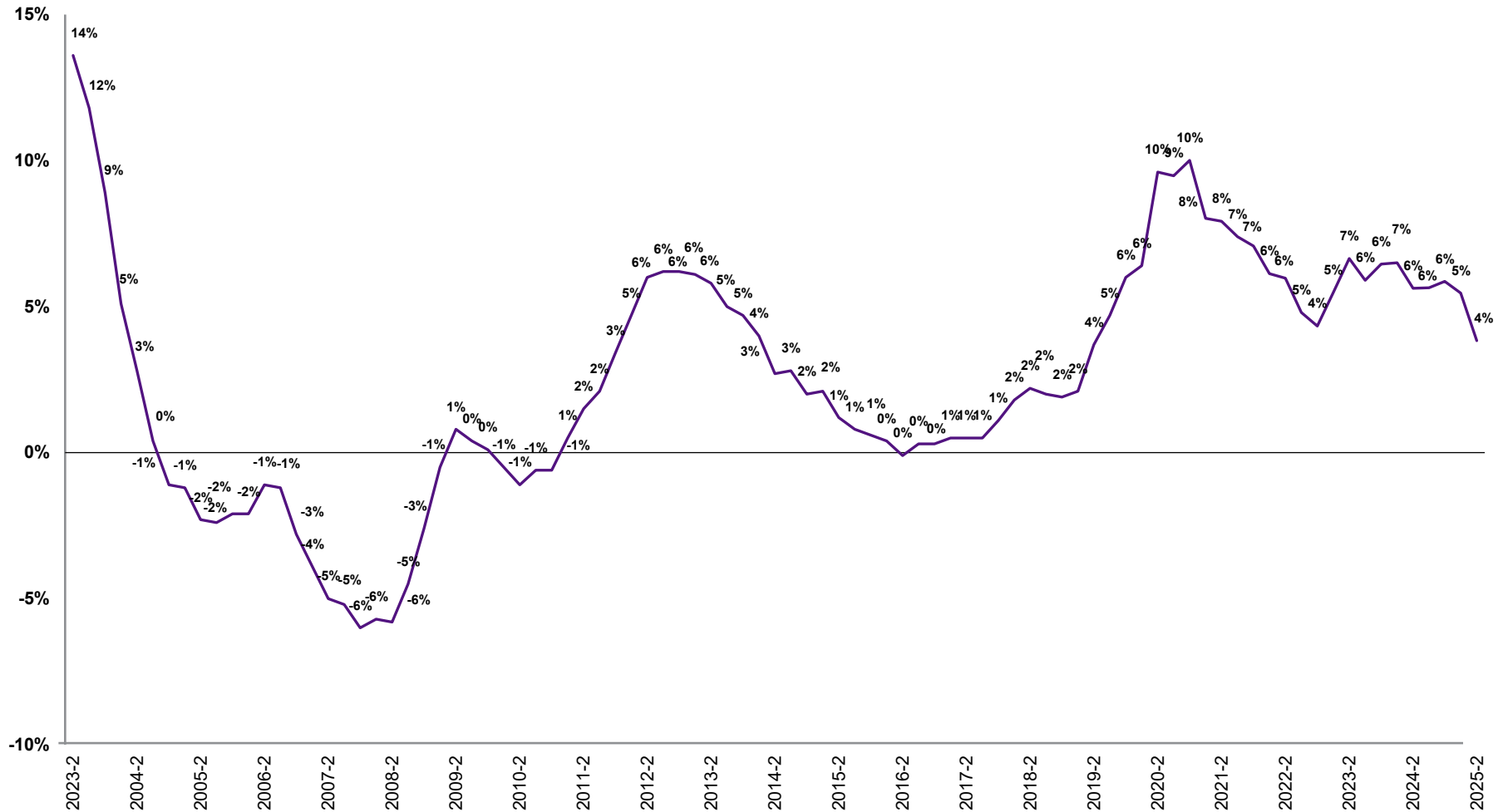
2025 Q2 update



Now more than ever, price monitoring is key

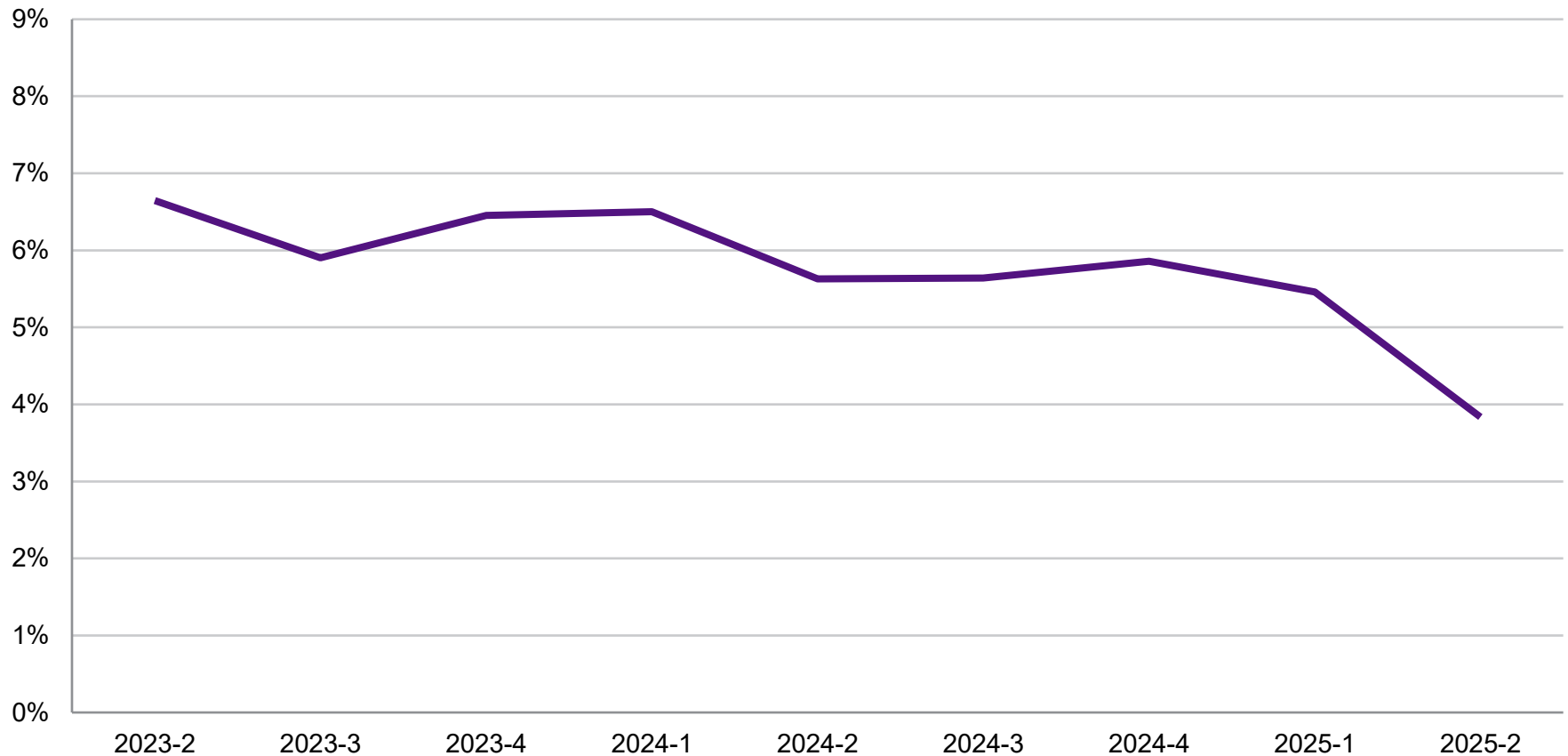


Change in price level versus same quarter one year prior



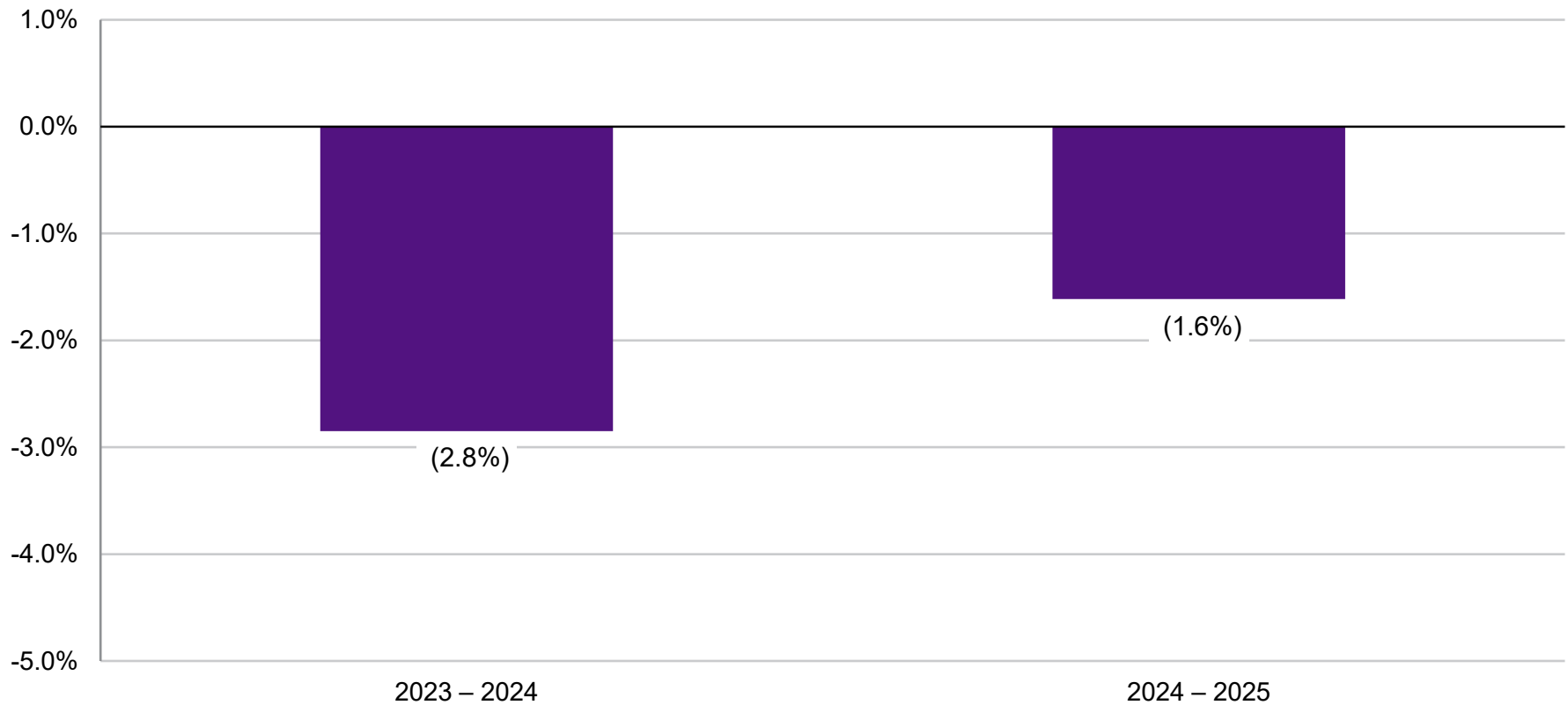
Most of the lines continued to have moderate to significant rate increases in Q2

Year-over-year price level change



Loss ratios continue to develop favorably in 2025

Change in earned loss ratios



Source: 2025 Q2 CLIPS.



In this context, reliable information on how your company compares to the marketplace is crucial

CLIPS is WTW's U.S. commercial lines pricing and profitability survey

Information comes directly from carriers

Data-based

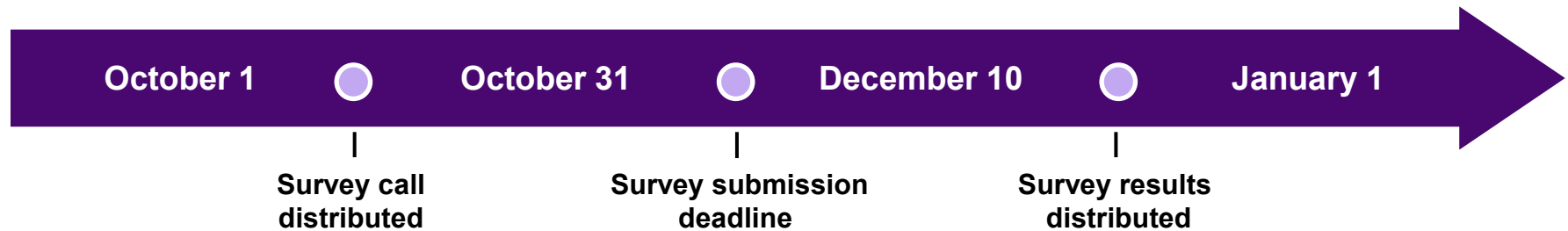
Free

Confidential

Only participants receive the detailed survey results

CLIPS gives participants more and better historical information on pricing and profitability

- We collect information from participating companies each quarter
 - Estimated price changes by quarter for the last two years
 - Year-over-year percentage changes
 - Including the effects of coverage changes as well as rates
 - Including new business if available
 - Estimated increases in loss costs by year for the last two years
- We deliver customized summary results back to the participants



Submitted data are reviewed for reasonableness and consistency but not audited

CLIPS information is collected and reported at line of business and account size level

Small commercial*	Middle market commercial	Large account commercial	Specialty commercial lines
<p>Workers' compensation</p> <p>Auto liability</p> <p>Auto physical damage</p> <p>Package CMP/BOP</p> <p>Commercial property</p> <p>General/products liability</p> <p>Excess/umbrella liability</p>	<p>Workers' compensation</p> <ul style="list-style-type: none"> • First dollar • LDD and excess <p>Auto liability</p> <p>Auto physical damage</p> <p>Package CMP/BOP</p> <p>Commercial property</p> <p>Cyber</p> <p>General/products liability</p> <p>Excess/umbrella liability</p>	<p>Workers' compensation</p> <ul style="list-style-type: none"> • First dollar • LDD and excess <p>Commercial auto</p> <ul style="list-style-type: none"> • First dollar • LDD and excess <p>Commercial property</p> <p>Cyber</p> <p>General/products liability</p> <p>Excess/umbrella liability</p>	<p>Professional liability</p> <ul style="list-style-type: none"> • Medical • Lawyers • Architects and engineers • Other <p>Directors and officers' liability</p> <p>Employment practices liability</p> <p>Surety bonds</p> <ul style="list-style-type: none"> • Contract • Other


Investment analysts use CLIPS to take the pulse of the industry

//

...WTW's survey takes the commercial lines writers' view (what they have done with pricing and how that impacts profitability). We think the WTW survey will be a better benchmark for investors (and management).

**Insurance industry investment analyst,
quoting CLIPS results shortly after launch**

//




Current participants — and their shareholders — benefit from insights from CLIPS

//

...We continue to focus on balancing price and retention in this competitive market...
Of the various commercial lines industry pricing surveys, we favor the WTW CLIPS survey because of its data collection methodology...

**Participating company CFO
quarterly earnings conference call**

//



How to find out more



Alejandra Nolibos
FCAS, MAAA

Managing Director
Miami

Phone: 786 552 1130

E-mail: alejandra.nolibos@wtwco.com



Yi Jing FCAS
MAAA

Senior Director
Hartford

Phone: 860 843 7159

E-mail: yi.jing@wtwco.com



Visit: www.wtwco.com

Thank you.