

# Flexible Work and Rewards Survey: 2021 Design and Budget Priorities

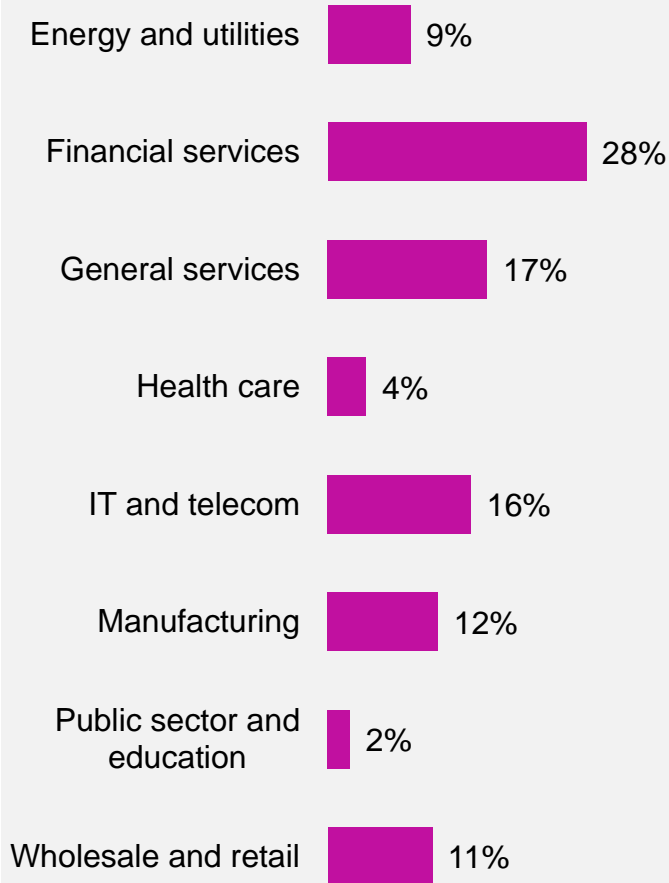
Results – UK

November 6, 2020



# About the survey

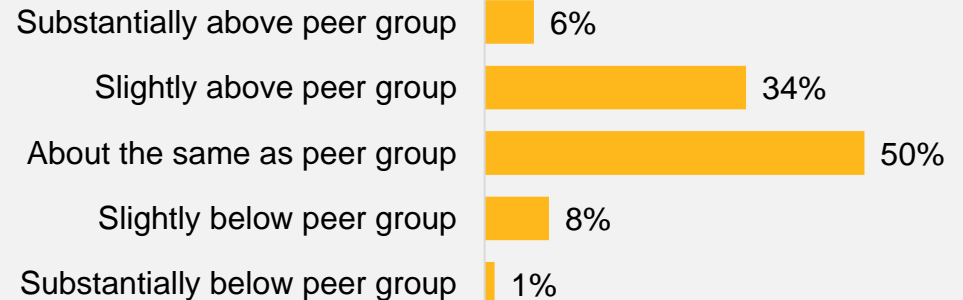
## Industry



**167** respondents completed the survey

**2.41M** employees at responding organizations

## Financial performance during the past year



Source: Flexible Work and Rewards Survey: 2021 Design and Budget Priorities

# About the survey

Which statement best describes your total organization?

**Domestic.**

42%

Majority of operations are in home country and mainly supply the domestic market; may have small operations with a few functions in other countries

**International.**

18%

Multifunction operations across an entire region (Asia Pacific, Europe, Latin America, North America, etc.) or in several countries on different continents

**Global.**

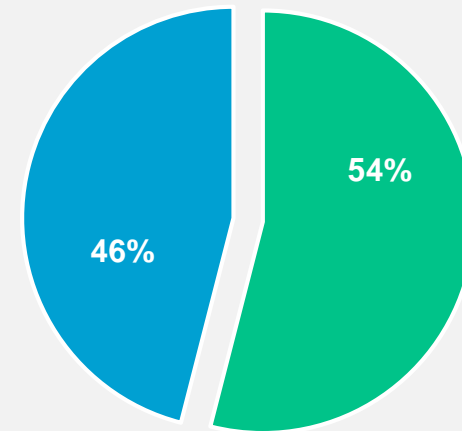
40%

Significant operations (i.e., majority of functions) represented on three or more continents

From what perspective would you like to complete this survey? (For International or Global organizations)

**Local policies and programs:** Provide responses about activities taking place in your country

**Multinational governance and policies:** Provide responses from a headquarters perspective in terms of your company's "general policy" across all countries in which you operate even if not everything applies in every country



- Local policies and programs
- Multinational governance and policies

Source: Flexible Work and Rewards Survey: 2021 Design and Budget Priorities

# Executive summary

## 01 Trend



(P6-P10)

- There's been a **sharp uptick in the number of employees working from home or using other flexible work arrangements**. Employers expect this to persist through first quarter of 2021
- **Employee safety concerns have been the main reason** for this shift but over time employee **retention, engagement** and productivity are increasing in importance as well

## 02 Policies



(P11-P16)

- **Organizations have been adapting to this by** Instituting formal policies around flexible work arrangements
  - Many have put these policies in place **only recently or intend to add them very soon**
  - These new policies are likely to be **permanent**
  - Eligibility for these policies are driven by **job function** and **discretion**, but at some organizations **everyone** will continue to be eligible

## 03 Impact



(P17-P22)

- **The likely immediate impact of these policies:**
  - Reductions in real estate and commuting expenses, partially offset by increases in subsidies and allowances for flexible work arrangements
  - No immediately change in how people are paid
  - Not seen as a first step to offshoring in the immediate future

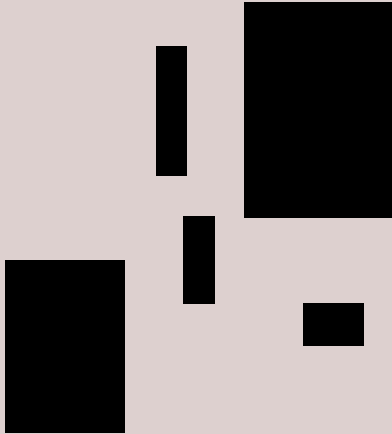
## 04 Future



- The longer term trends however are **around the way the changing workplace effects the business** and **Talent and Rewards opportunities** required to support a more flexible workplace in the future. These changes touch the **role of the manager, job architecture** and **pay and benefits**





Source: Flexible Work and Rewards Survey: 2021 Design and Budget Priorities

# Trend



# Organizations experienced a dramatic uptick in the proportion of employees working remotely and/or using other flexible work arrangements

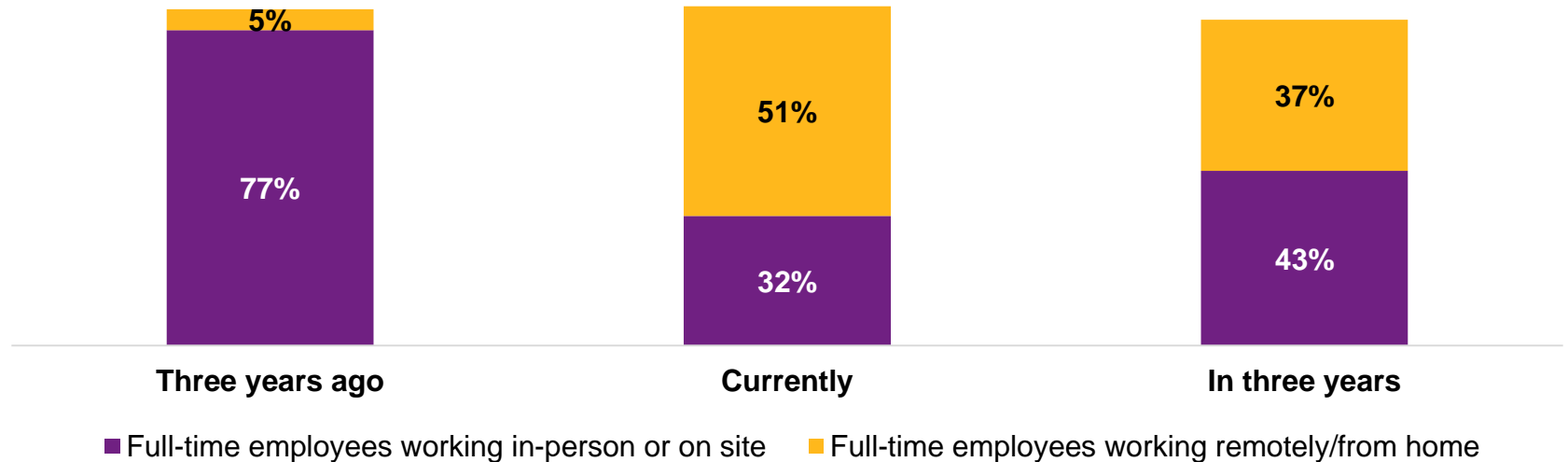
What is the approximate percentage of workers at your organization using the following alternative work arrangements last year? Currently? In Q1 of 2021?

	Last Year	Currently	Q1 of 2021
 Telecommuting / Working from home (WFH)	20%	73%	64%
 Working from anywhere	8%	25%	23%
 Compressed workweek	6%	7%	8%
 Flextime	15%	21%	23%

Source: Flexible Work and Rewards Survey: 2021 Design and Budget Priorities

# On average, organizations currently have over half of full-time employees working remotely/from home

What is the approximate percentage of workers in each category at your organization three years ago, currently and expected in three years?



Respondents expect the proportion of their workforce who are full-time employees working from home in three years to be about **30% below** current levels, but over **7x** what it was three years ago

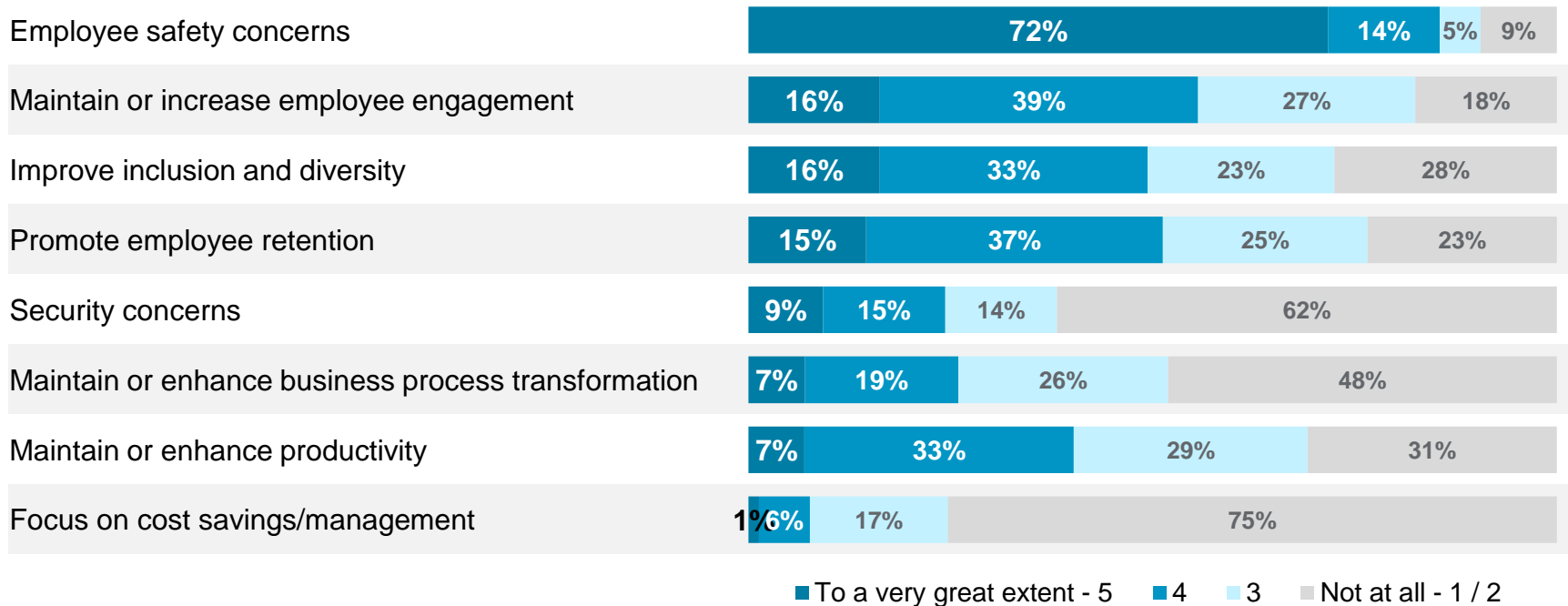
Note: Ratios calculated using actual numbers not rounded numbers.

Source: Flexible Work and Rewards Survey: 2021 Design and Budget Priorities



# Most organizations currently provide alternative work arrangements due to employee safety concerns

To what extent are the following reasons your organization currently provides alternative work arrangements?  
 (For those currently using any alternative work arrangements)



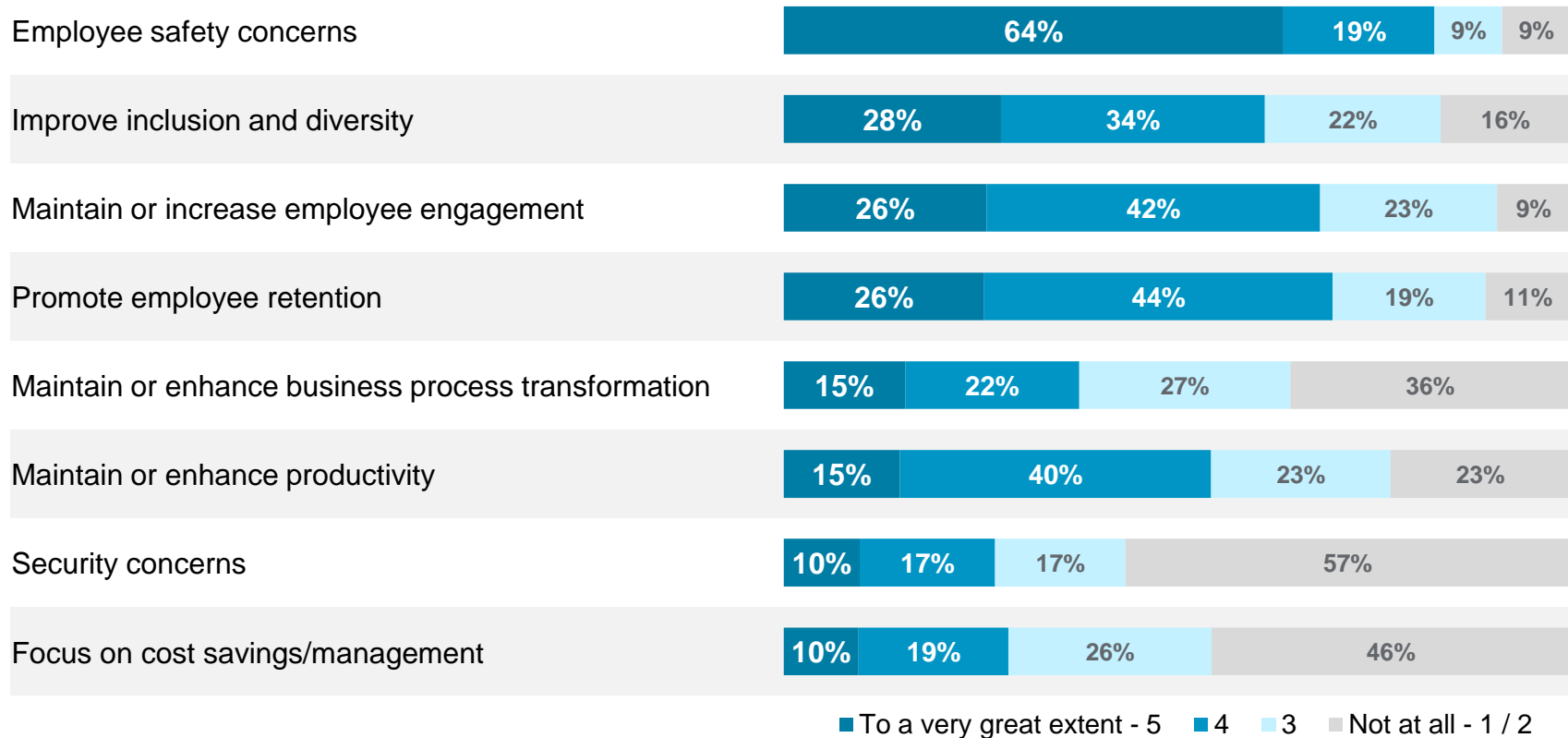
**46%** of organizations have conducted an **audit to identify any issues** that have arisen with respect to those employees who are currently working remotely

Source: Flexible Work and Rewards Survey: 2021 Design and Budget Priorities



# Most organizations expect to provide alternative work arrangements in Q1 of 2021 due to employee safety concerns

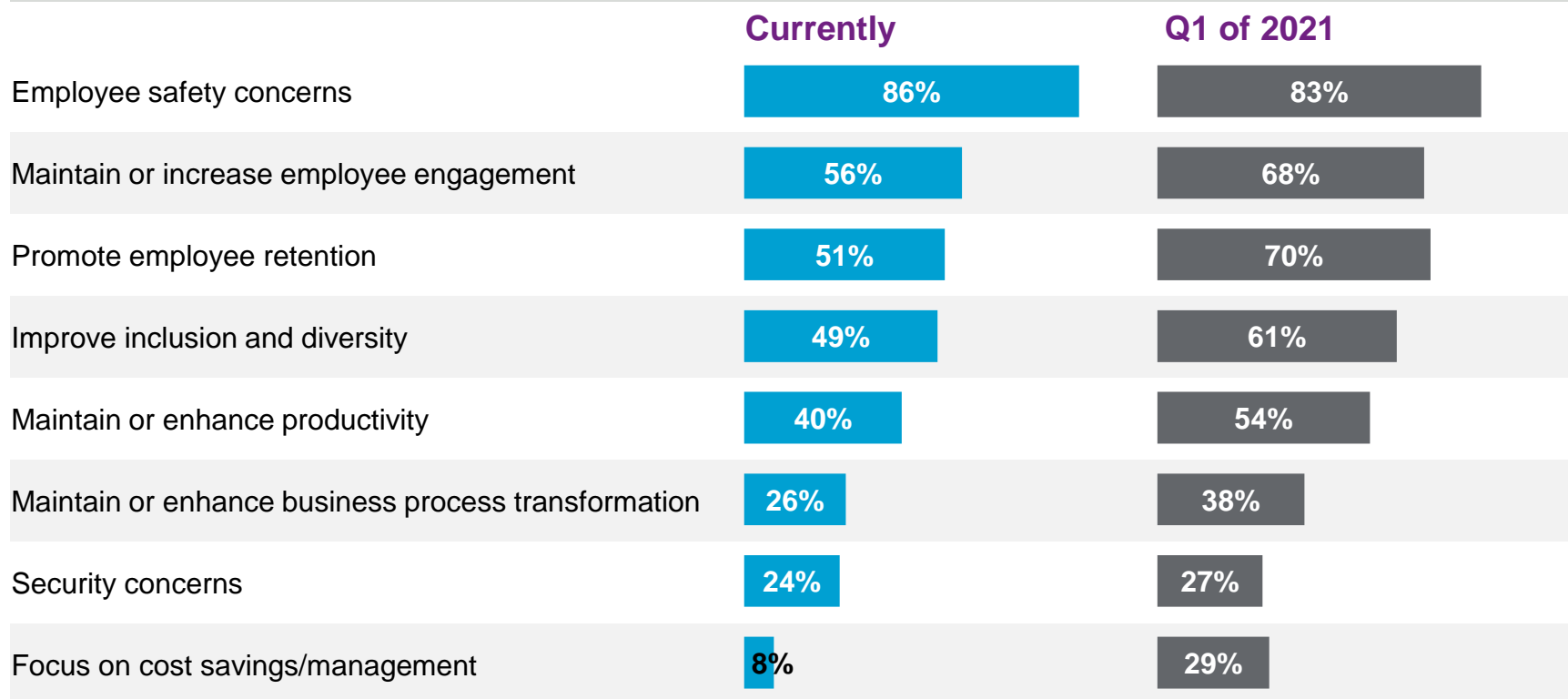
To what extent are each of the following reasons you expect your organization to provide alternative work arrangements to employees in Q1 of 2021? (For those expecting to use any alternative work arrangements in Q1 of 2021)



Source: Flexible Work and Rewards Survey: 2021 Design and Budget Priorities

# As safety considerations continue to remain important, employee engagement and retention increase in importance for providing alternative work arrangements

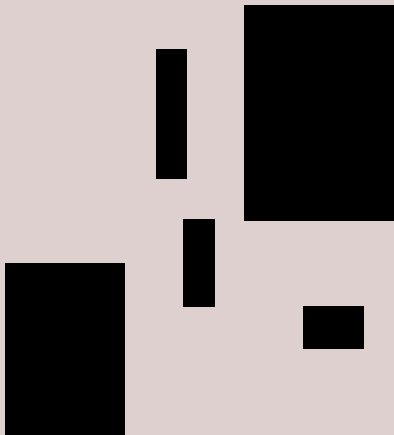
To what extent are the following reasons your organization currently provides alternative work arrangements? In Q1 of 2021? (For those expecting to use any alternative work arrangements in Q1 of 2021)



Note: Percentage based on those who responded “To a very great extent – 5” or “4” on a 5 point scale.

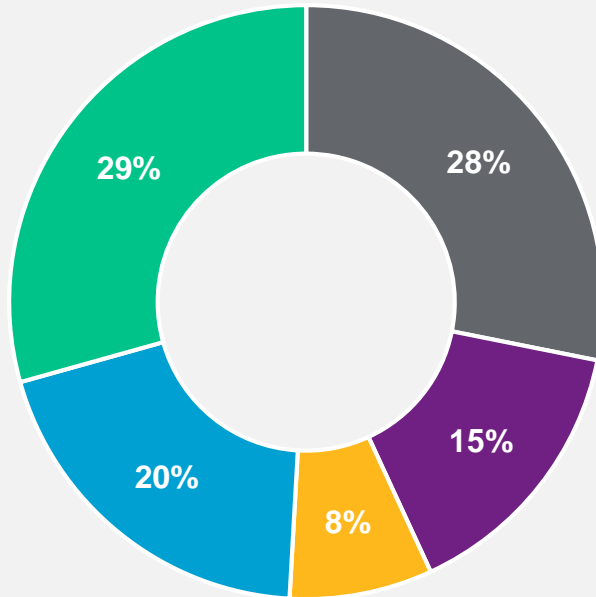
Source: Flexible Work and Rewards Survey: 2021 Design and Budget Priorities

# Policies



# Nearly 3 in 10 organizations do not have a formal policy or set of principles to manage alternative work arrangements

Does your organization have a formal policy or set of principles to manage alternative work arrangements?



- No
- Yes, we created them in the last 6 months
- Yes, we created them in the last year
- Yes, we created them 2 or 3 years ago
- Yes, we created them more than 3 years ago

About **1 in 4** just created a formal policy this year

Source: Flexible Work and Rewards Survey: 2021 Design and Budget Priorities

# Three quarters of organizations that do not have a formal policy are planning or considering adopting one to manage alternative work arrangements

Is your organization planning or considering adopting a formal policy or set of principles to manage alternative work arrangements? (If answer **no** to formal policies or principles)

Yes, we are **planning** to adopt formal policies or principles to take effect **this year**

19%

Yes, we are **planning** to adopt formal policies or principles to take effect **next year**

38%

Yes, we are **considering** adopting formal policies or principles to take effect **next year**

17%

No, we are neither planning nor considering adopting formal policies or principles

4%

Not sure

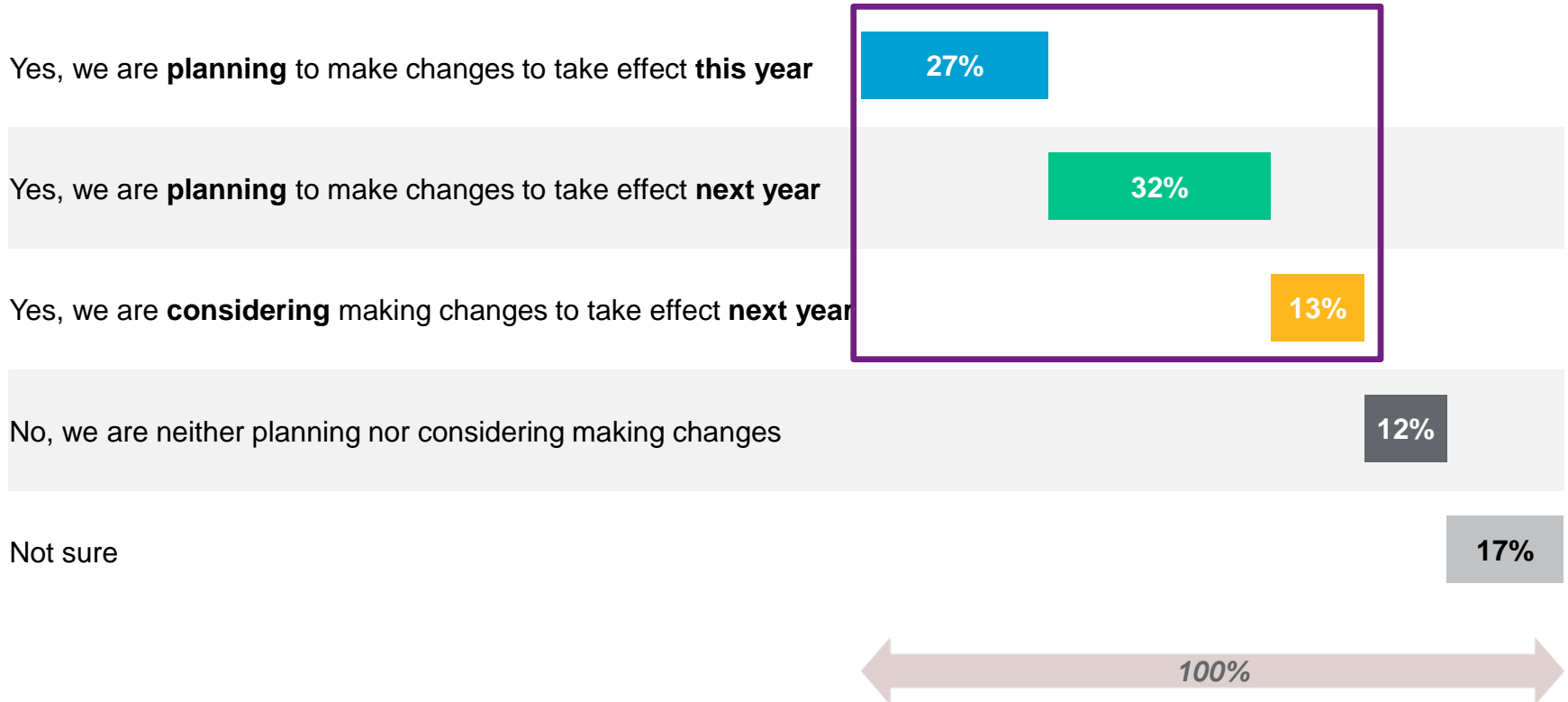
21%

100%

Source: Flexible Work and Rewards Survey: 2021 Design and Budget Priorities

# Nearly three quarters of organizations with a formal policy are planning or considering making changes to current policies or principles to manage alternative work arrangements

Is your organization planning or considering making any changes to these policies or principles to manage your alternative work arrangements? (If answer **yes** to formal policies or principles)



Source: Flexible Work and Rewards Survey: 2021 Design and Budget Priorities

# Most organizations with new policies expect these policies or principles to be permanent

**Are these policies or principles expected to be permanent?** *(If created formal policies in last 6 months or year or answer yes to planning or considering adopting formal policies or principles)*

Yes

74%

No, they are likely to end by end of 2020

0%

No, they are likely to end by end of June 2021

0%

No, they are likely to end by end of 2021

0%

No, they are temporary but not sure of end date yet

4%

Not sure if they are permanent or temporary

22%

100%

Source: Flexible Work and Rewards Survey: 2021 Design and Budget Priorities



# At half of organizations all employees are eligible for using alternative work arrangement – otherwise job function and discretion are the most common criteria to determine eligibility

What are the criteria you are using to determine eligibility for using alternative work arrangements now? In the future?

## Currently

*Respondents who have policies or principles in place now*

52%	All employees are eligible
34%	Job function (e.g., technology, support services, call center)
24%	Discretionary
20%	Health concerns
13%	Job type and level (e.g. senior professional)
2%	Performance-based
0%	Years of service
3%	Other



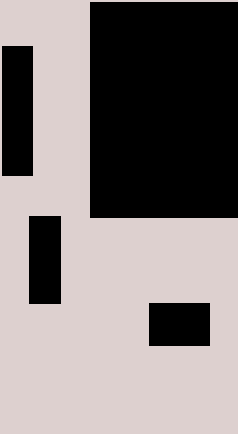
## Future

*Respondents who are planning or considering putting policies or principles in place or making changes to existing policies or principles*

All employees are eligible	48%
Job function (e.g., technology, support services, call center)	44%
Health concerns	18%
Discretionary	15%
Job type and level (e.g. senior professional)	12%
Performance-based	5%
Years of service	0%
Other	6%

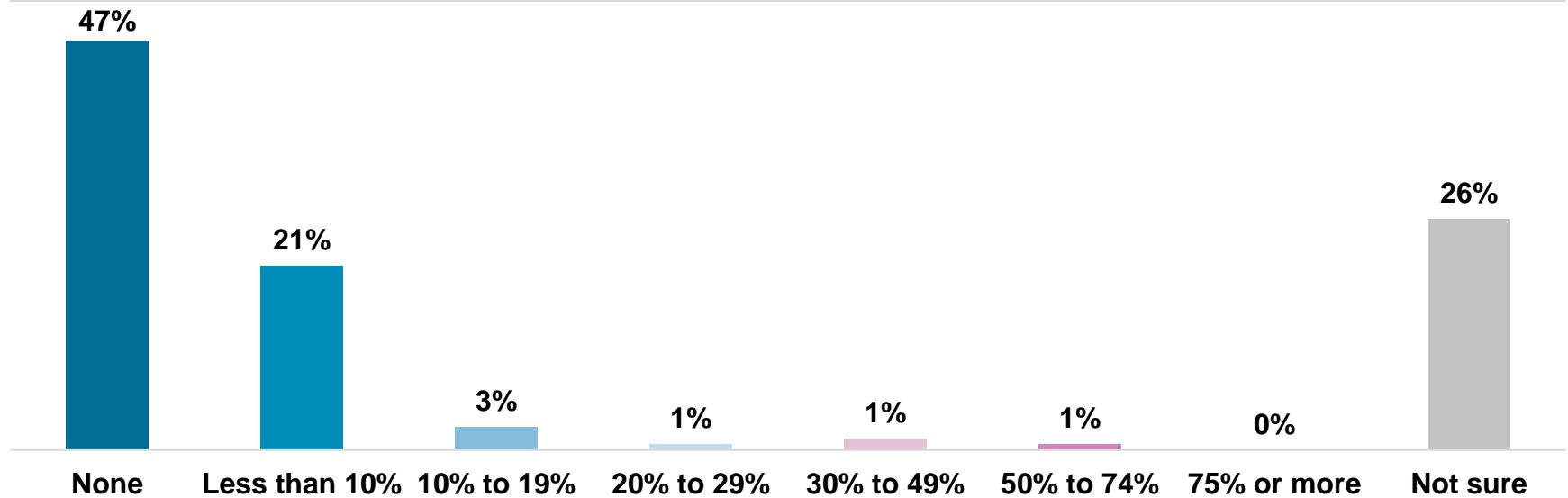
Source: Flexible Work and Rewards Survey: 2021 Design and Budget Priorities

# Impact



# Working from home or working from anywhere is not seen as the first step to offshoring jobs in the near

What proportion of the jobs that will be done through telecommuting or working from anywhere are likely to be offshored over the next 3 years? (For those that have workers Telecommuting or Working from anywhere in Q1 of 2021)

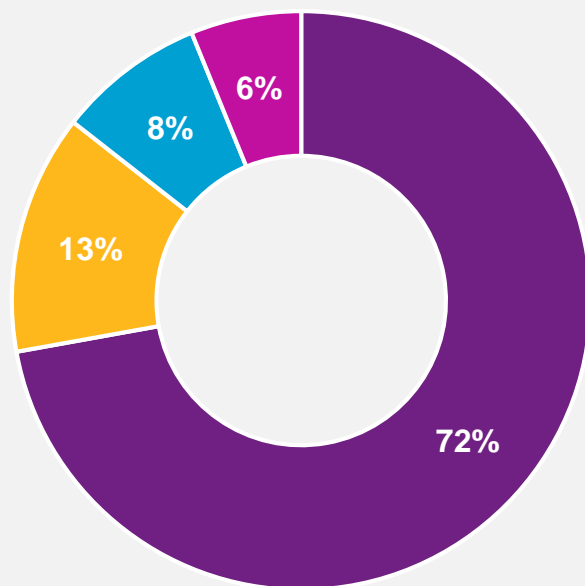


On average, organizations expect about **3%** of the jobs that will be done through telecommuting or working from anywhere are likely to be offshored over the next 3 years

Source: Flexible Work and Rewards Survey: 2021 Design and Budget Priorities

## Over 7 in 10 will pay fully remote workers the same as in-office employees regardless of worker's actual locations for all jobs

Which of the following best describes how pay will be determined for employees who are allowed to work fully remote – working from anywhere in 2021? *(For those expecting to allow employees to work from anywhere in 2021)*



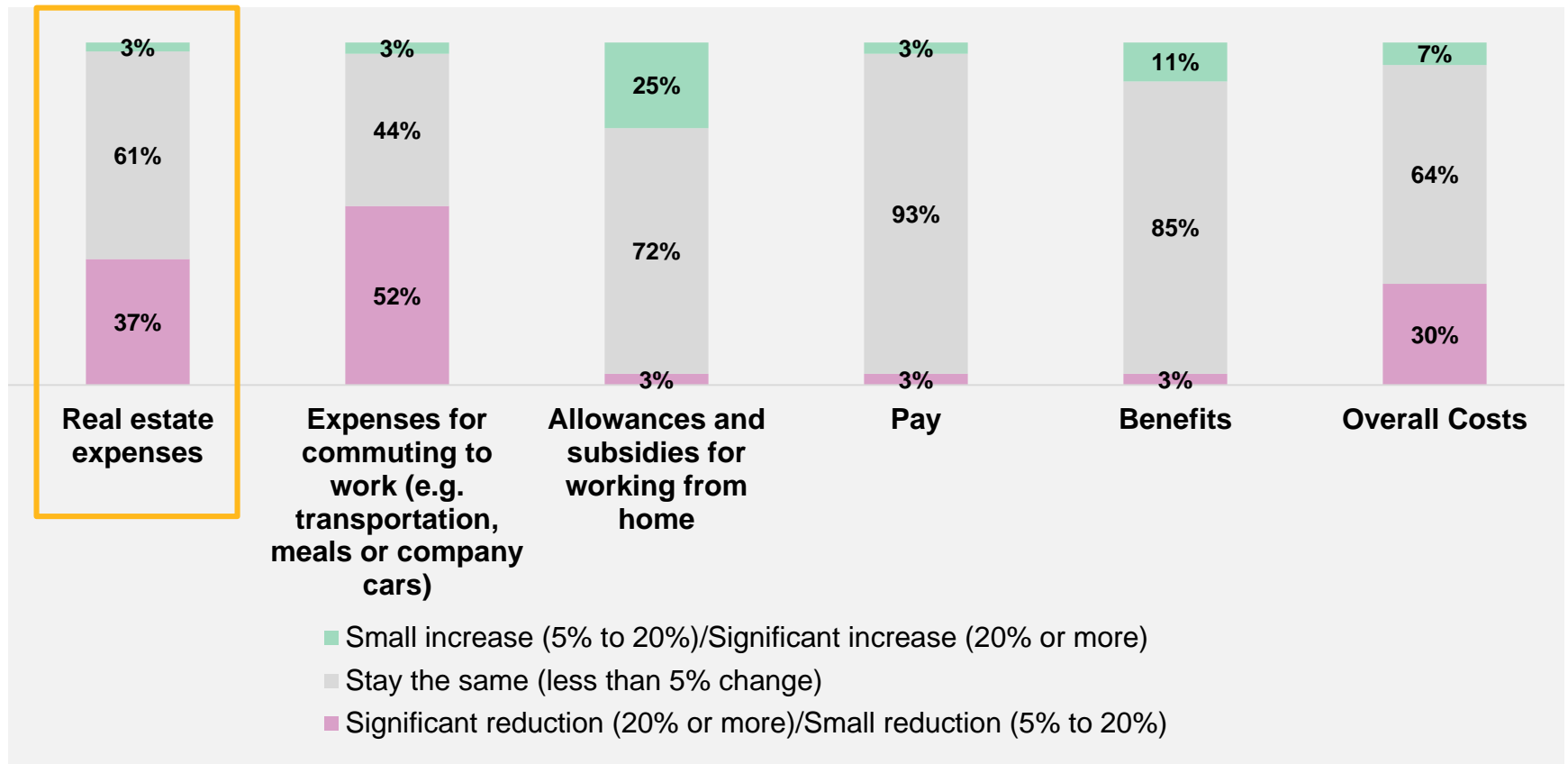
- Same as in-office employees regardless of worker's actual location for all jobs
- Based on location (e.g. city/ area) of remote worker for all jobs
- Same as in-office employees regardless of worker's actual location for hot skills, critical roles while based on location (e.g., city / area) for most roles
- Other

Source: Flexible Work and Rewards Survey: 2021 Design and Budget Priorities

# Many organizations expect a decrease in commuting to work and real estate expenses in 2021 – partially offset by increases in allowances for working from home

Few organizations expect substantial changes to pay and benefits

What is the anticipated budget impact in 2021 of your flexible/remote working policy?

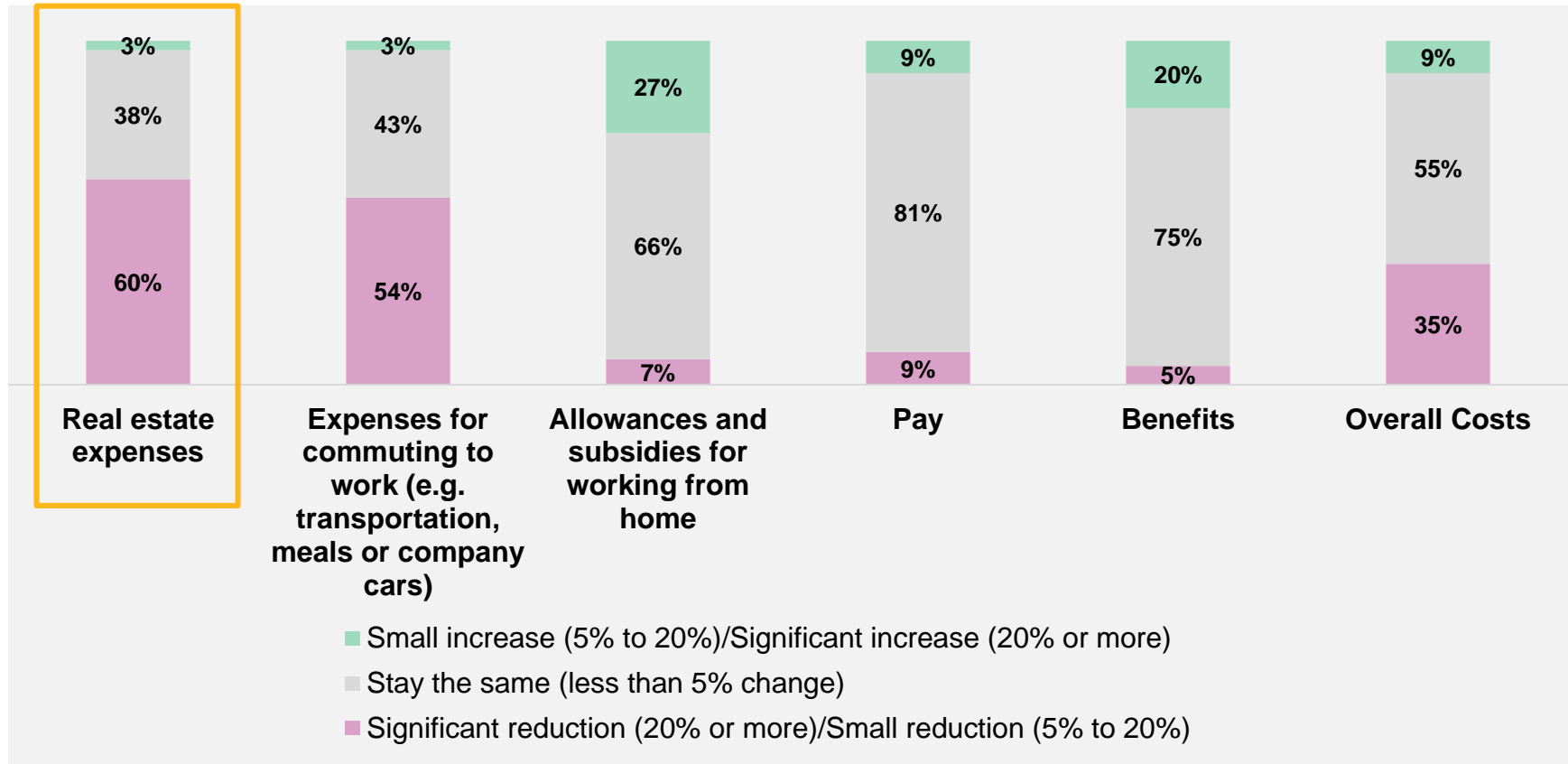


Source: Flexible Work and Rewards Survey: 2021 Design and Budget Priorities

# Over the next 3 years, most organizations expect declines in commuting to work or real estate expenses

Some of these savings could be used to help facilitate necessary changes to Total Rewards programs

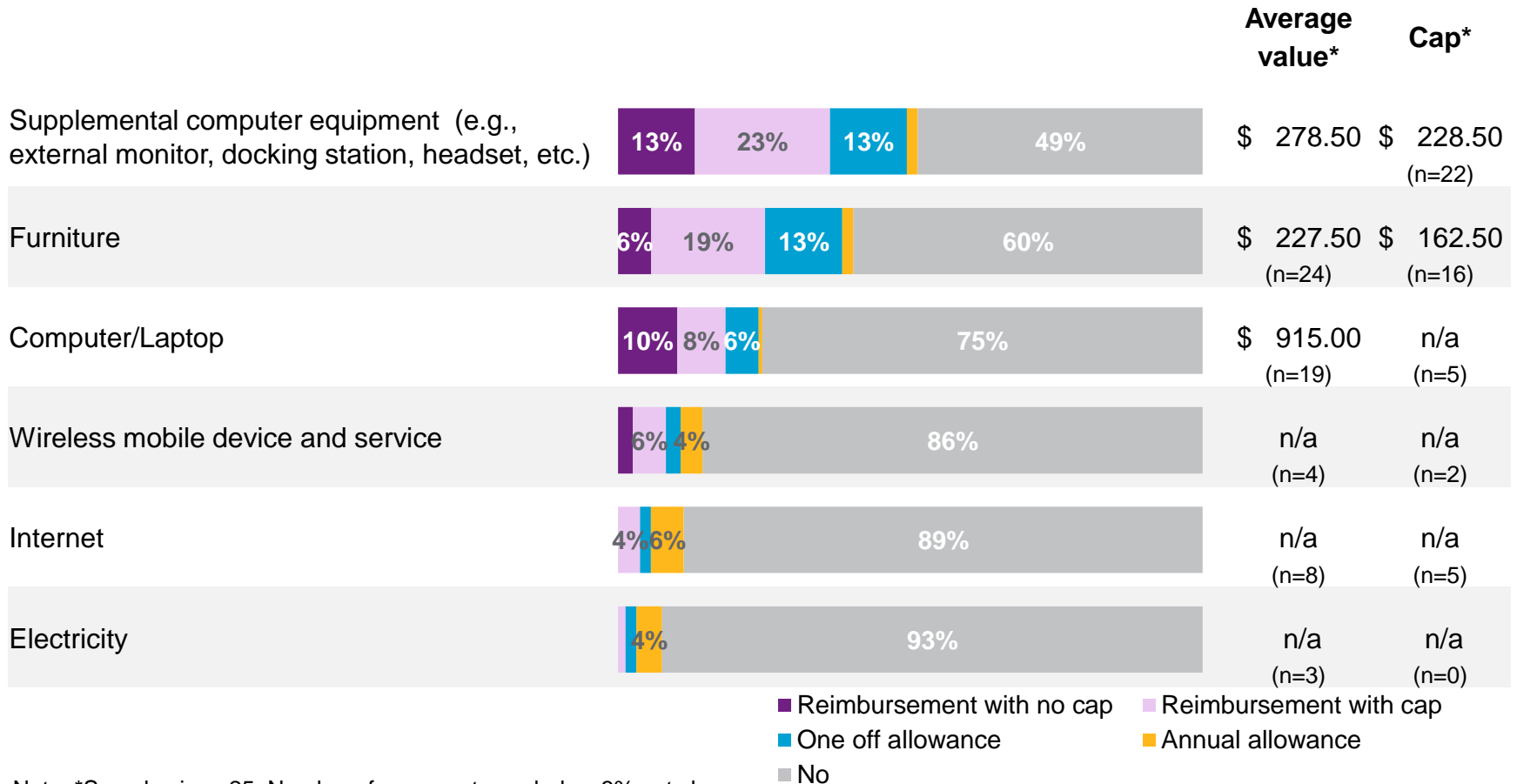
What is the anticipated budget impact over the next 3 years of your flexible/remote working policy?



Source: Flexible Work and Rewards Survey: 2021 Design and Budget Priorities

# Organizations are more likely to cover expenses for supplemental computer equipment

Does your organization cover expenses in the following areas? (For those providing any of the following options for working remotely: working from anywhere, telecommuting or working from home)

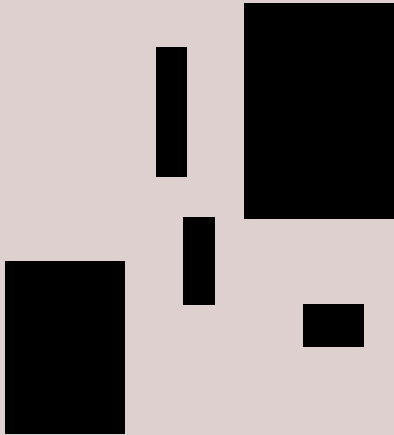


Note: \*Sample size <25. Numbers for percentages below 3% not shown.

Source: Flexible Work and Rewards Survey: 2021 Design and Budget Priorities



# Future



# Nearly 3 in 5 organizations are effective at recognizing the need to create a more agile and flexible workforce

## To what extent is your organization effective at the following?

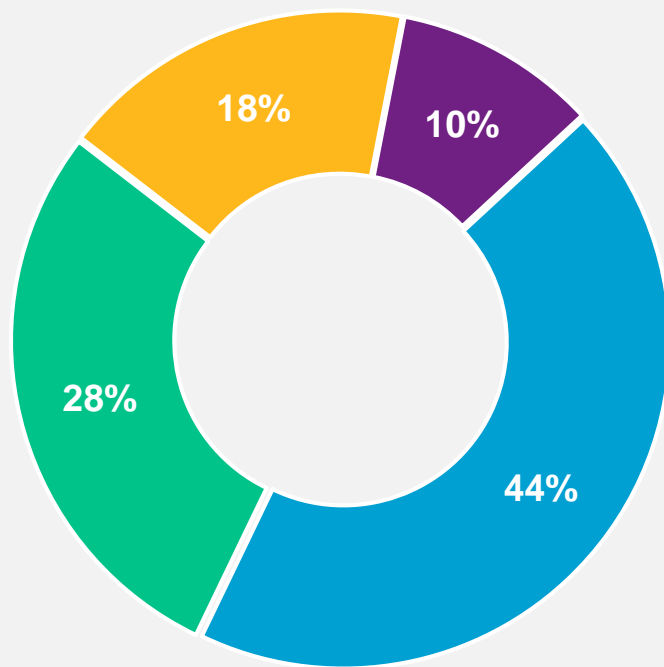


**But they struggle to be effective because of shortcomings in strategy, systems and other factors**

Source: Flexible Work and Rewards Survey: 2021 Design and Budget Priorities

# Only 1 in 10 organizations have an integrated digital and business strategy

Which of the following best describes the current state of your organization digital strategy?



- We have an integrated digital and business strategy enabling new sources of value with digital capabilities embedded in the organization's value chain.
- We have a well-developed digital strategy that is clearly aligned with business strategy.
- We have a digital strategy, but it is not clear how that is aligned with our business strategy.
- We have a very basic, reactive digital strategy with rudimentary digital capabilities.

Source: Flexible Work and Rewards Survey: 2021 Design and Budget Priorities

# Over half of organizations have provided employees with digital tools and technologies to help them to be more productive

But fewer say employees and senior leaders are effective at using them

## To what extent are the following applicable to your organization's digital efforts?

We have provided our employees with digital tools, such as mobile and web apps. to help them be more productive




Accountability for success of our digital ambitions is owned by all our leadership



Our employees are quite proficient in using digital tools



Senior leaders are effective at using new technologies and non-employee talent to change the way work is done in every area from customer interaction to internal work processes



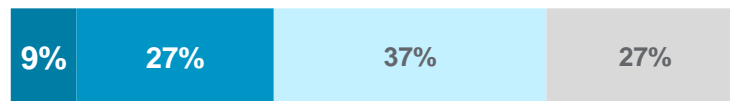
■ To a very great extent - 5 ■ 4 ■ 3 ■ Not at all - 1 / 2

Source: Flexible Work and Rewards Survey: 2021 Design and Budget Priorities


# Only 3 in 10 organizations report their managers are effective at using alternatives ways of getting work done, and only 1 in 5 are effective at removing obstacles to delivering work

## To what extent are managers in your organization effective at the following?


Helping workers on their team focus equally on what our customers will need tomorrow and what they require today




Communicating and leading change around the new combinations of humans and automated workers



Coordinating the delivery of work using multiple alternatives (e.g., employees, independent contractors, AI, etc.)



Removing obstacles to doing work with speed and efficiency

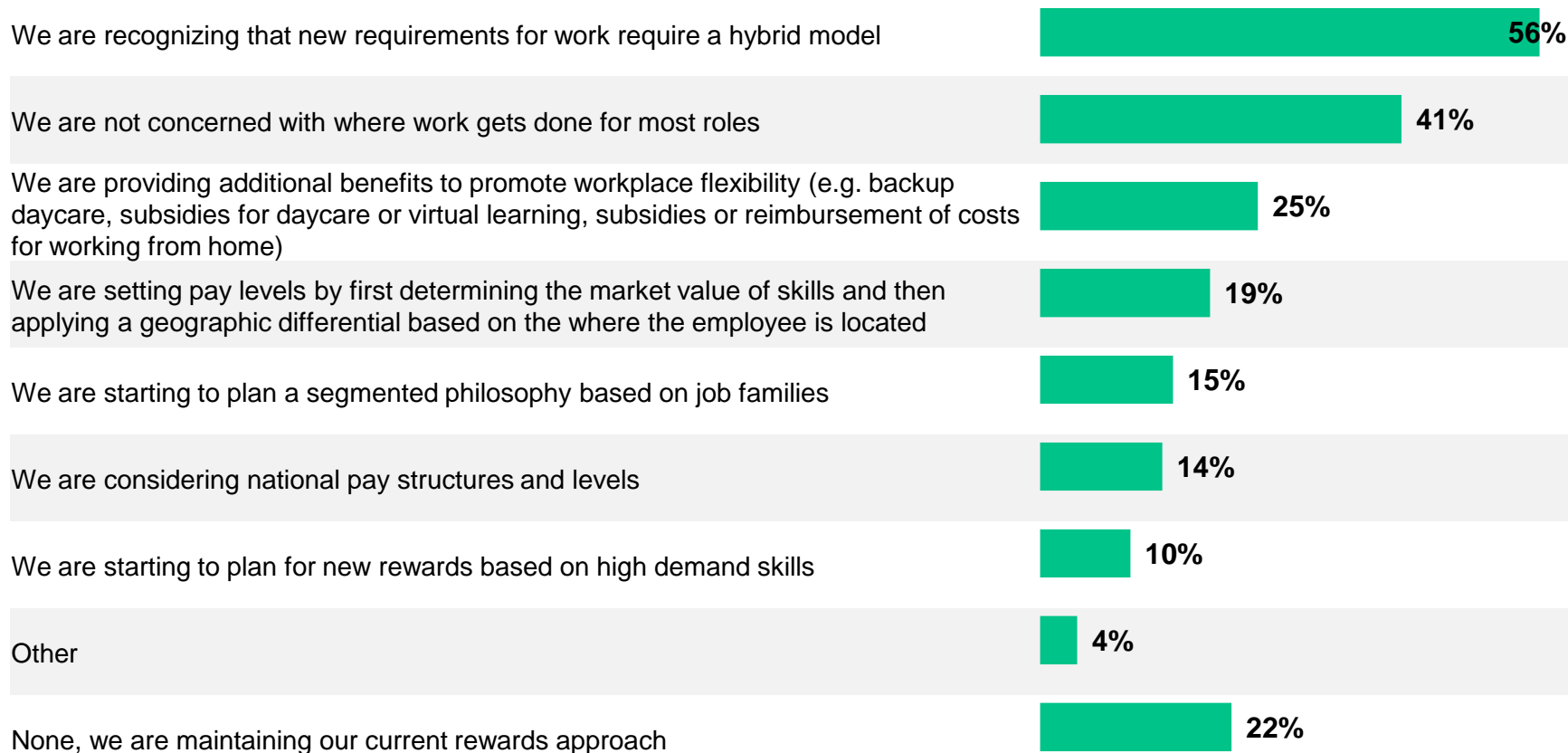


■ To a very great extent - 5 ■ 4 ■ 3 ■ Not at all - 1 / 2

Source: Flexible Work and Rewards Survey: 2021 Design and Budget Priorities

# Nearly 3 in 5 organizations are recognizing that new requirements for work require a hybrid model for rewards and pay

## In what ways are your rewards and pay philosophy shifting due to new ways of working?



**Two fifths** of organizations appear to be **embracing flexible work** and just under **a quarter** are **aligning some benefits** with this philosophy

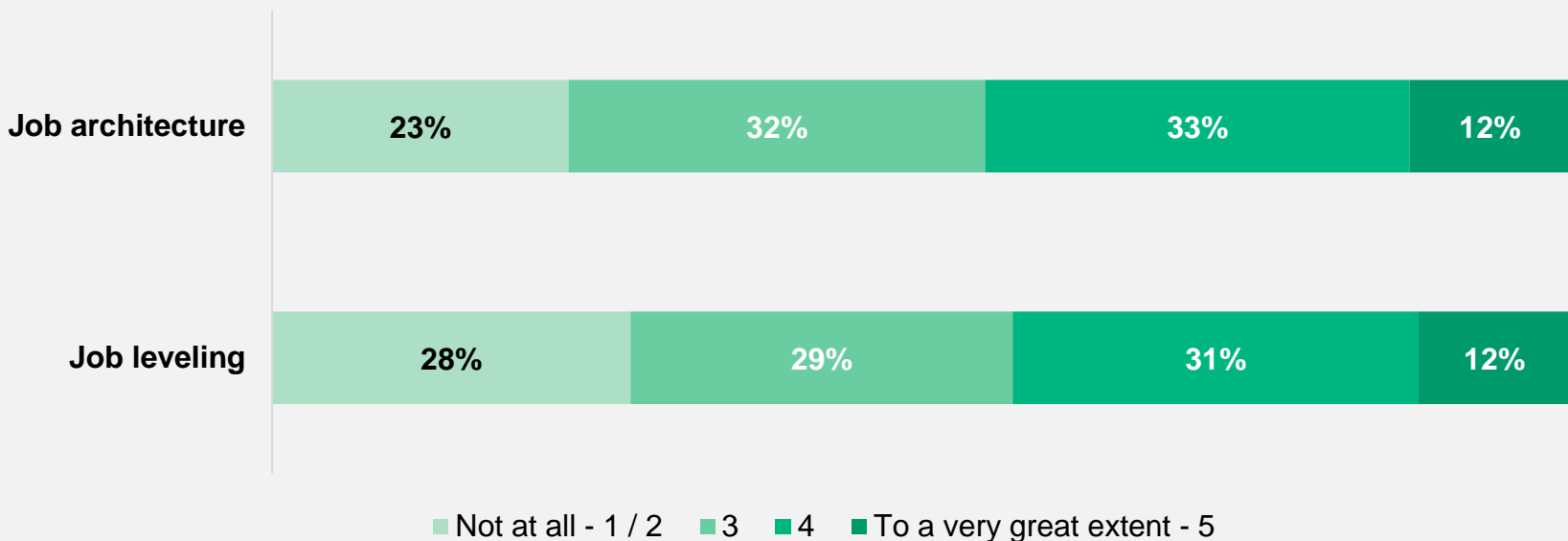
Source: Flexible Work and Rewards Survey: 2021 Design and Budget Priorities

# Only 1 in 8 organizations think that their current job architecture and job leveling process support developing a flexible and agile workforce to a very great extent: Twice as many say it does not support this at all

To what extent do the current job architecture and job leveling process at your organization support developing a flexible and agile workforce?

**Job Architecture** – Groups jobs based on utilization of similar knowledge and skills, e.g. HR, Finance, IT, Engineering

**Job Levelling** – Groups jobs based on relative size and value, e.g., Senior Professional, Supervisors



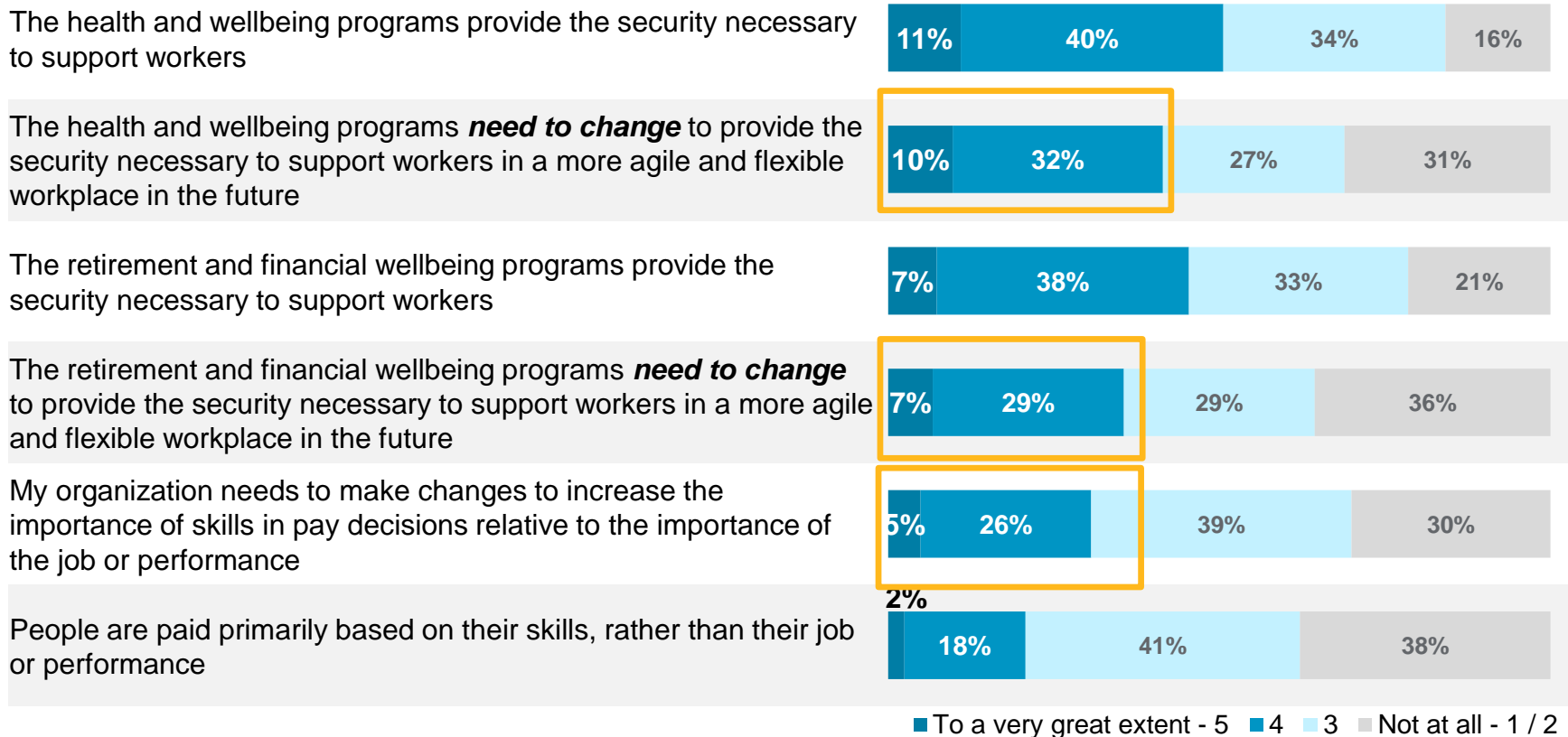
Source: Flexible Work and Rewards Survey: 2021 Design and Budget Priorities



# Most organizations agree that their benefits programs provide the security necessary to support workers now

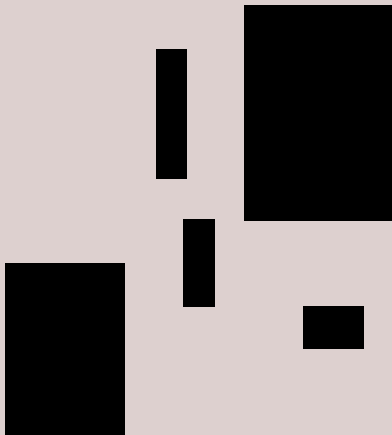
Those pursuing more flexible work arrangements may require changes to pay and benefits programs in the future

To what extent do you agree with the following statements about the pay and benefits programs at your organization?

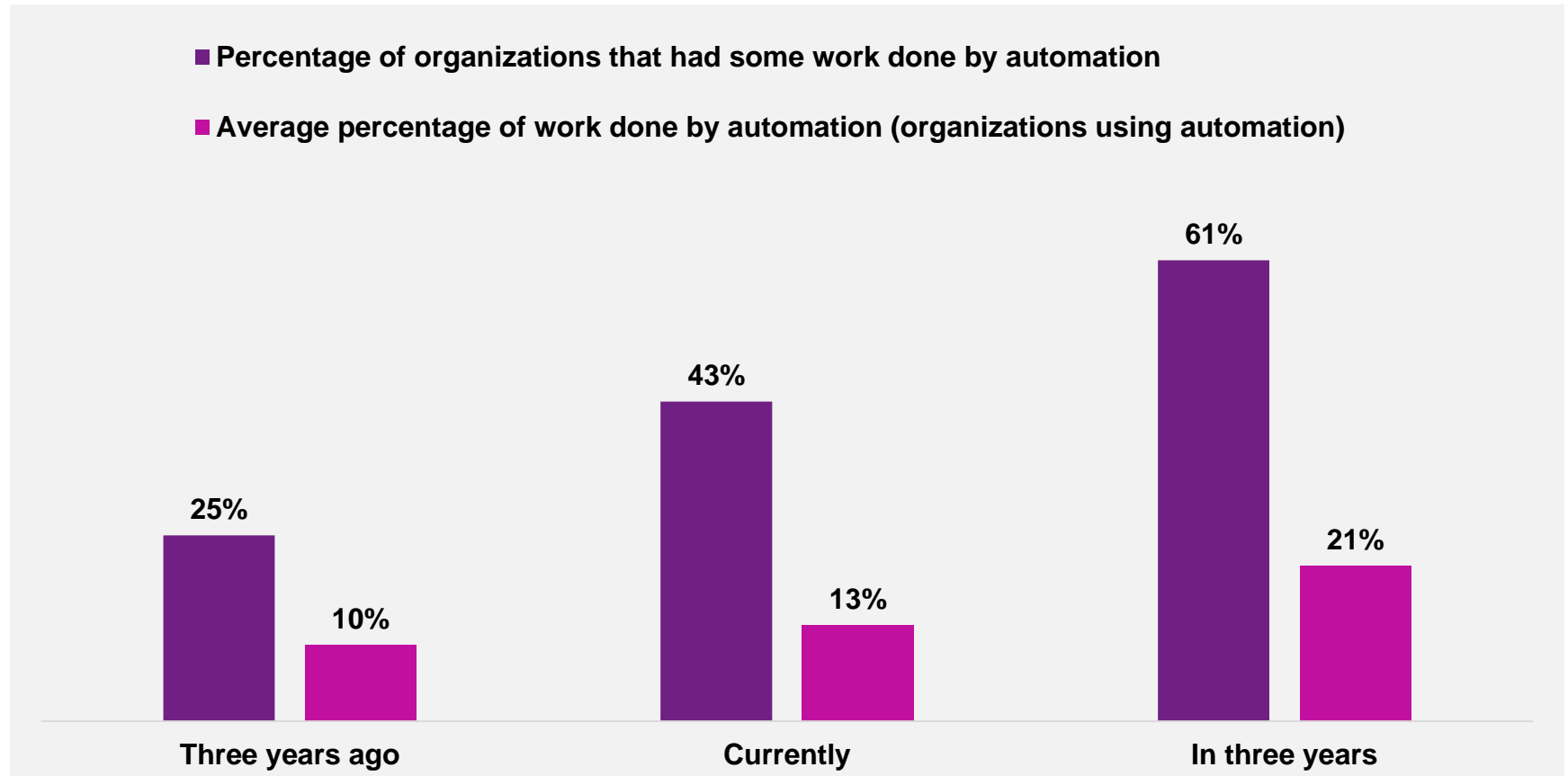


Source: Flexible Work and Rewards Survey: 2021 Design and Budget Priorities

# Appendix



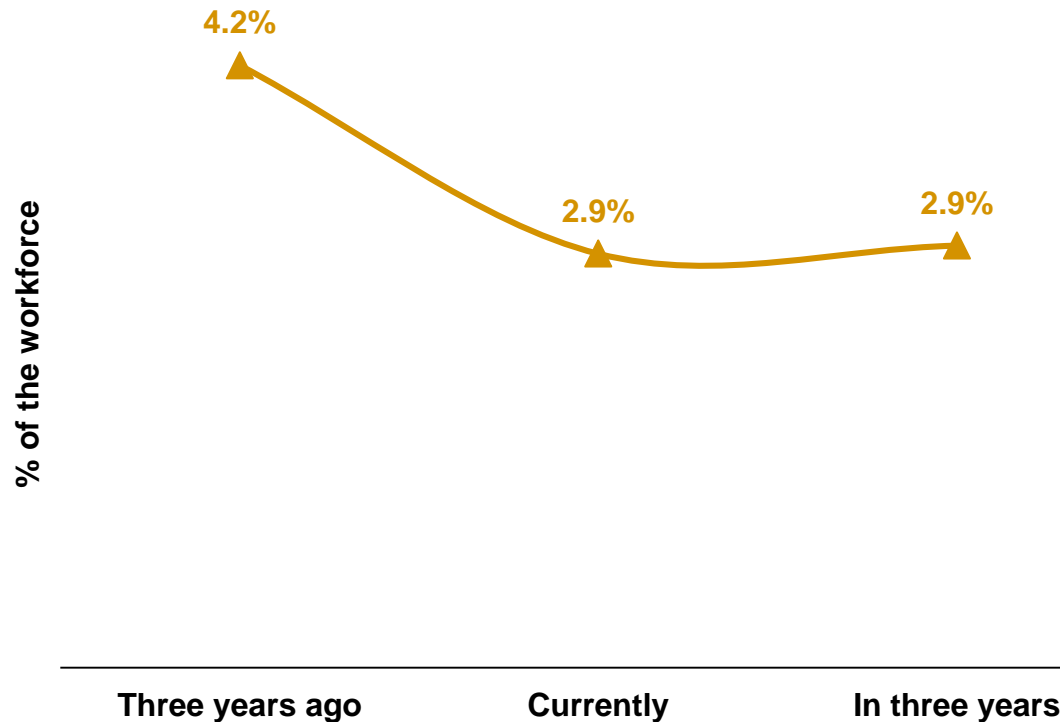
# Use of automation continues to grow as more organizations are taking up automation for greater proportion of work



Source: Flexible Work and Rewards Survey: 2021 Design and Budget Priorities

# Use of non-employee talent has decreased and is expected to remain unchanged in three years

What is the approximate percentage of workers in each category at your organization three years ago, currently and expected in three years?

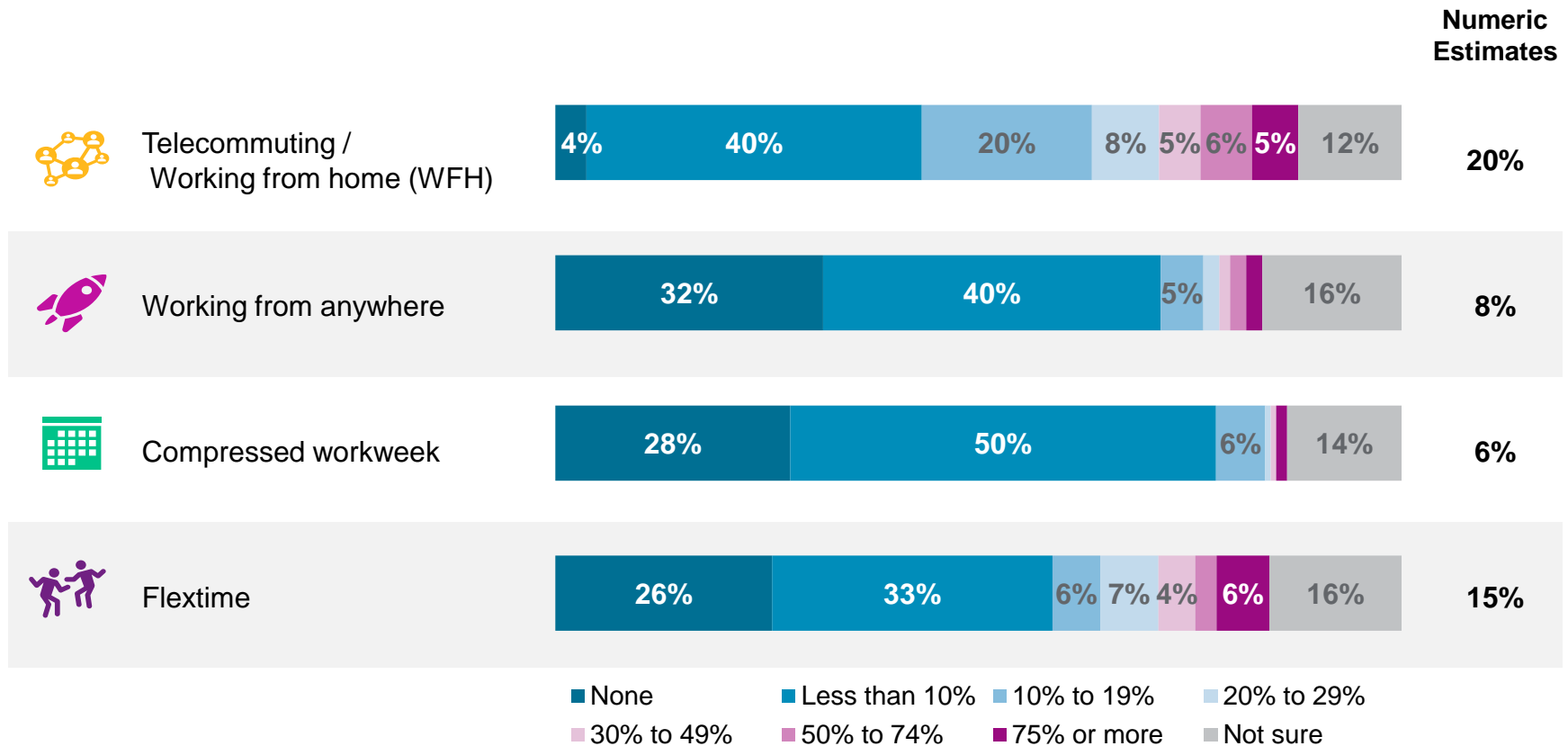


**Free agent workers**  
(e.g. contractors, contractors hired from a talent platform, workers on loan from other organizations)

Source: Flexible Work and Rewards Survey: 2021 Design and Budget Priorities

# More workers were working from home and using flextime than other types of alternative work arrangements last year

What is the approximate percentage of workers at your organization using the following alternative work arrangements last year?

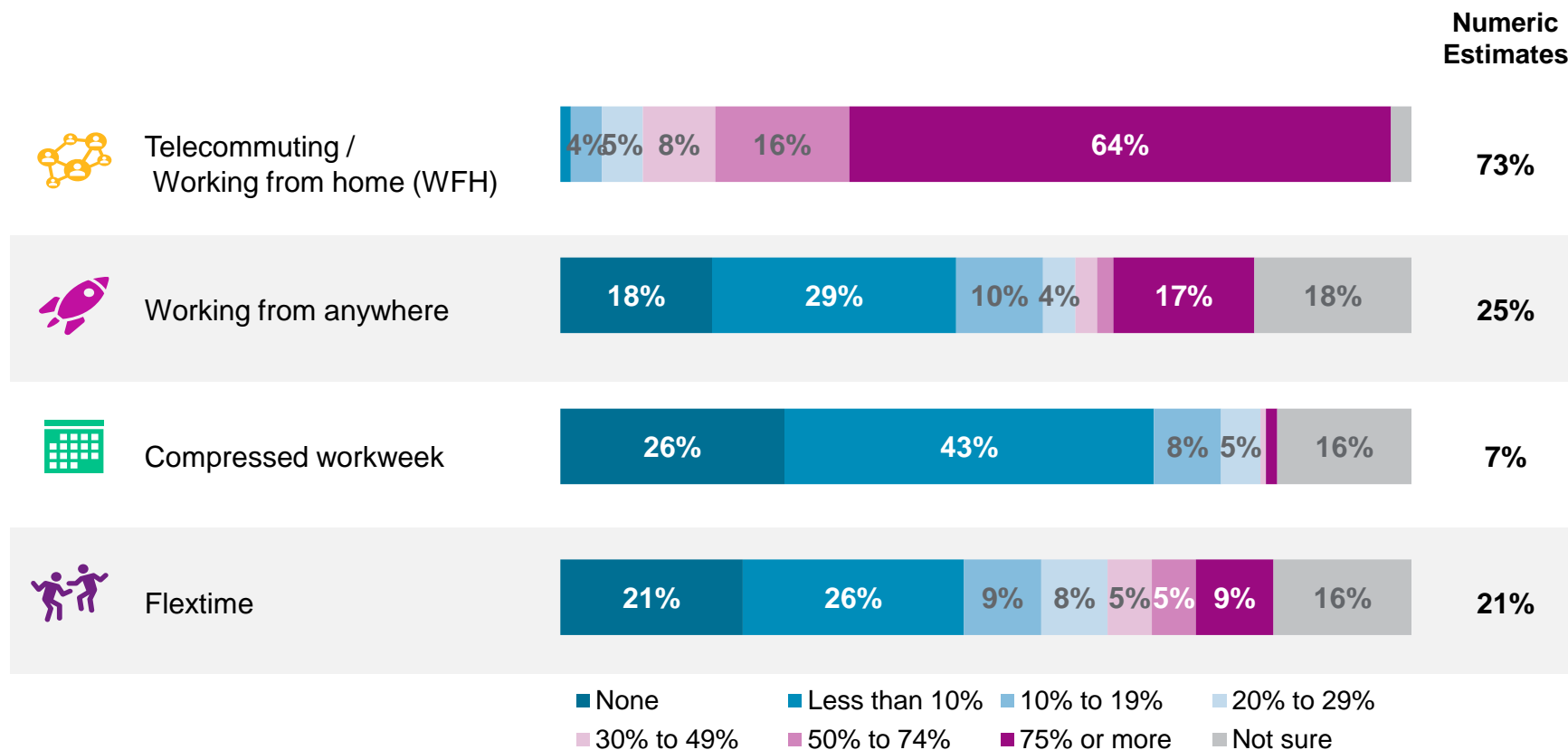


Note: Numbers for percentages below 3% not shown. Numeric Estimates are “not sure” removed results.

Source: Flexible Work and Rewards Survey: 2021 Design and Budget Priorities

# Three quarters of workers are working from home; many are also working from anywhere and using flextime

What is the approximate percentage of workers at your organization currently using the following alternative work arrangements?

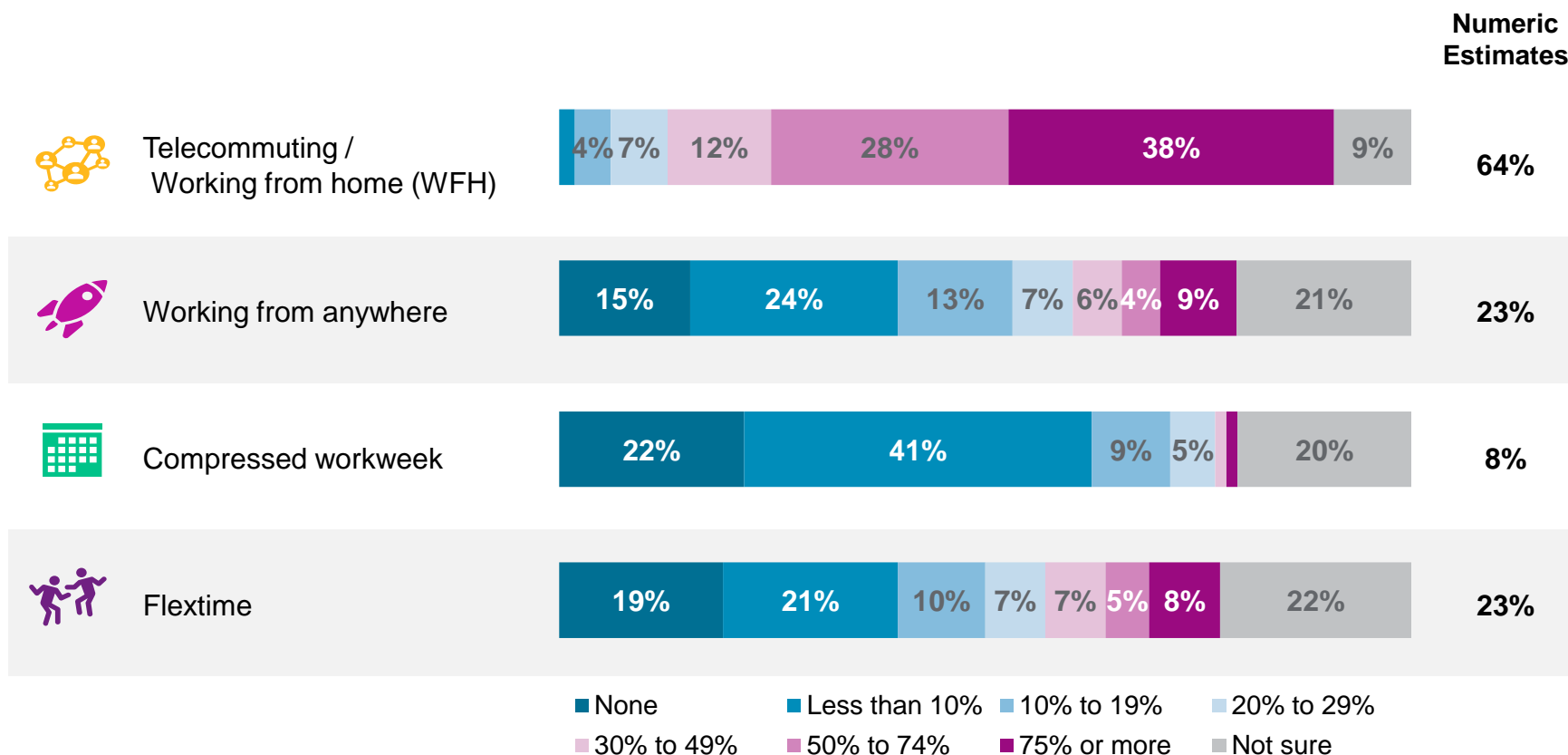


Note: Numbers for percentages below 3% not shown. Numeric Estimates are “not sure” removed results.

Source: Flexible Work and Rewards Survey: 2021 Design and Budget Priorities

# Over 3 in 5 workers are expected to work from home in Q1 of 2021

What is the approximate percentage of workers at your organization that you expect to be using the following alternative work arrangements in Q1 of 2021?



Note: Numbers for percentages below 3% not shown. Numeric Estimates are “not sure” removed results.

Source: Flexible Work and Rewards Survey: 2021 Design and Budget Priorities