


Investments

Why we believe NOW is the time for active equities



Over the last decade or so roaring equity markets seem to have challenged active management to its very core. Contrastingly, the recent market downturn may offer skilled active managers an opportunity to outperform.

At heart, most investors recognise that recent conditions prove the importance of dynamic portfolio management and maintaining the ability to actively manage your allocation to equity markets. But huge flows into passive management and ensuing fee pressure on active managers are all signs that investors have had enough. So why is this? And importantly, why have active managers been left behind?

This trend has caused some to wonder whether active managers still have a role to play in equity portfolios. We've taken a hard look at the space and believe they do and would argue that now is a good time to consider or even re-consider active equity. We've set out our case below.

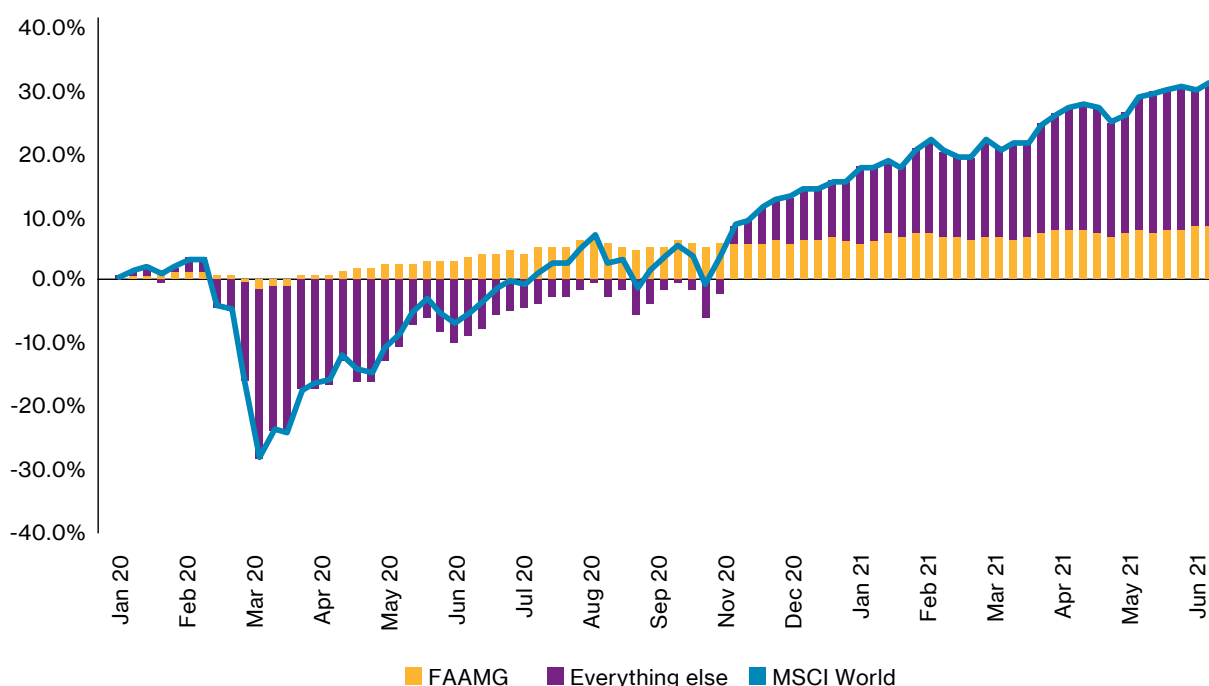
Beware of concentration risk

A first factor to consider is rising concentration risk associated with passive indices.

Many investors take refuge in the idea that they are making a 'safe' choice when they choose to invest passively. The MSCI World Index is made up of around 1,600 stocks, so that means its diversified, right? No, the reality is that the top 100 stocks now make up over 40% of the index and it's these 100 stocks that now dominate performance.

The bias towards the top 100 largest holdings has become more acute in recent years because many of these holdings constitute the U.S. mega cap technology companies that have been the largest driver of the index's return. In the U.S. specifically, the enormous growth of the FAANG stocks (Facebook, Apple, Amazon, Netflix, Google) over the last five years has heavily contributed to this. In fact, since 2020, 25% of the MSCI World's return can be attributed to these 5 stocks.

Figure 1. Contribution to return of the FAAMG stocks to the MSCI World index



Note: 'FAAMG' refers to the following stocks: Facebook, Apple, Amazon, Microsoft and Alphabet (formerly known as Google, weighting combines Class A & C series stock)

Source: Willis Towers Watson analysis of MSCI as at 30 June 2021

The dominance of these very large companies has particularly exacerbated returns over the last couple of years. Indeed, equally weighting the MSCI World holdings (with quarterly rebalancing) would have yielded 6.3% and 3.8% lower returns in 2020 and 2019 than that of the traditional MSCI World market cap weighted index. As a result, many active managers have underperformed by not owning these U.S. mega cap, tech/high growth stocks to the same level (weight) as the index.

Figure 2. Return comparison

Year	MSCI World Equal Weighted Index	MSCI World Index
2020	9.6%	15.9%
2019	23.9%	27.7%
2018	-12.2%	-8.7%
2017	23.3%	22.4%

Source: MSCI, 31 December 2020
Past performance is not a reliable indicator of future returns.

The problem with this increasing asset concentration, of course, is that should any of these stocks perform poorly, the impact would be significant. Simply owning the index exposes investors to a concentrated position in U.S. mega cap, tech/high growth stocks, leaving investors with an unintended bias in their portfolio that they might not fully appreciate. And let's not forget that this concentration risk may also be exacerbated where investors' portfolios are structured with a bias to regional and domestic assets.

It's not that concentration risk hasn't caught out the market in the past either. We need only to look back to the so-called 'Nifty 50' valuations of the 1960s to 1970s for an example. Those of us old enough to remember will recall how investors became enamoured with growth stocks and pushed the prices of their favourite companies to unjustified heights before they came back down to earth from 1973 onwards.

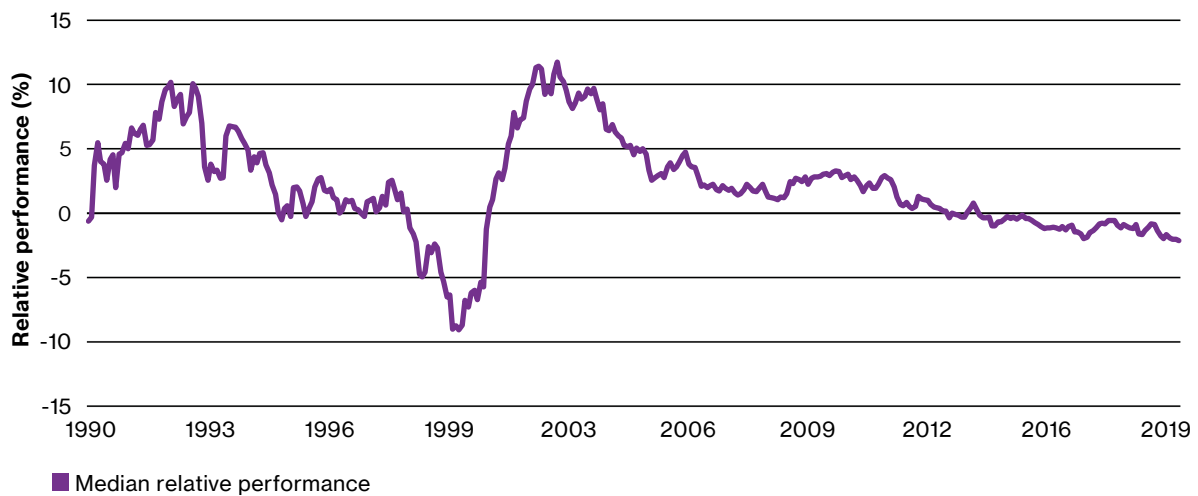


The natural cyclicality of active and passive management

Of course, market cycles and therefore corrections, are unavoidable and expected when investing. But investors need to be astute enough to resist the urge to heavily focus on recent performance and instead recognise that the tables may turn, even if no one can predict exactly when. And, just as importantly, be in a position to be able to do something about it.

The most recent 10 years' performance has clearly seen passive strategies dominate over active, as reflected in the decline of the median relative performance of active global equity managers versus the MSCI World Index as shown in *Figure 3*. But could this cycle shift and if so what would the potential implications be?

Figure 3. **Rolling three-year annualised median relative performance (vs MSCI World Index), net of fees, of active global equity managers**

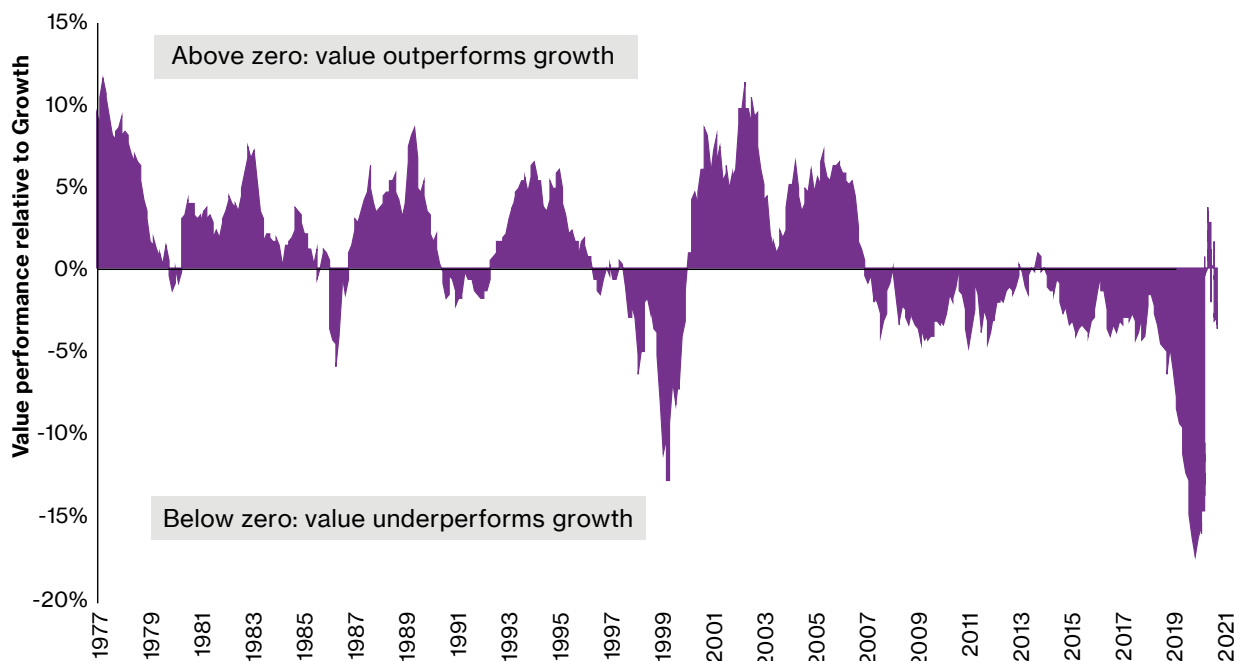


Source: Willis Towers Watson, eVestment and MSCI, as at 30 September 2019

Median manager of the eVestment universe of global equity managers comprised of long only all cap active global equity strategies. Past performance is not a reliable indicator of future returns.



Figure 4. Rolling three-year annualised returns in USD of the MSCI World Value Index relative to the MSCI World Growth Index



Source: MSCI, as at 30 June 2021

Each data point is calculated by subtracting the three-year annualised performance of the MSCI World Growth Index from the three-year annualised performance of the MSCI World Value Index, at monthly intervals. Area above zero indicates periods where Value outperformed Growth. Area below zero indicate periods where Value underperformed Growth.

Past performance is not a reliable indicator of future returns.

We know the gap between growth and value stocks in the MSCI World Index has been prolonged for well over a decade now and has recently become historically wide. Looking at longer data (Figure 4), value stocks have also seen a fair amount of success, notably in the 2000s, before the global financial crisis. This shows that styles go in and out of favour over time and the number of days under the sun (or in the shadows) varies.


Factors such as geopolitical uncertainty have led to fluctuating market volatility and dispersion over recent months, creating more opportunities for active value creation. Going forward, we expect a better environment for skilled stock pickers to generate alpha. Meanwhile, passive strategies will be more tightly locked into their holdings and subsequent exposures that may be less than optimal from a valuation, fundamental or risk perspective.



Factors such as geopolitical uncertainty have led to fluctuating market volatility and dispersion over recent months, creating more opportunities for active value creation.

We believe skilled active managers can outperform. What drove the market up, may well drive it down when the tide turns. The advantage for skilled active managers is that they can be more versatile and respond to changing market conditions more quickly, dodging bumps in the road and working to select the winners (versus the losers) over time. This toolkit will be critical in a sell-off environment.





“Institutional investors, especially in Europe, will shift away from passive investing because of their sustainable investment goals. These goals can only be achieved through more focused, long term portfolios. Additionally, the stronger engagement with companies this may require cannot be done effectively through passive management.”

Ric van Weelden, Senior Partner at INDEFI

The growing importance of sustainable strategies

Thirdly, sustainable investment is a critical factor for long term success and this topic has gained significant momentum in the active versus passive equity debate.

Investors of all shapes and sizes are under increasing pressure to demonstrate their environmental, social and governance (ESG) credentials. This potentially impacts not only the stocks they hold, but also the need to exercise their shareholder voting rights and engage with companies to bring about positive and progressive change in the wider business community. Arguably, investing passively creates headwinds for these positive changes as it is difficult to meaningfully engage with the 1600+ companies in the MSCI World Index.

While exclusions in investment mandates may serve those purposes for some, it is harder to pursue an integrated ESG strategy passively compared with the opportunity to allocate capital more dynamically or opportunistically with an active approach. Moreover, with pension regulators now urging plans to set targets aligned with net zero emission investment, the need for deliberate and sustainable portfolio management is ever-growing; looking ahead we can see active management therefore becoming an increasingly important part of responsible investment.

Turn strategy into action

We don't claim to be able to time bull or bear markets, shifts from growth to value, large to small caps, or between regions or sectors – and believe anyone who does is likely going to get caught out. However, we do firmly believe in the benefit of active equity management, when you have found truly talented stock pickers and crucially when you own a more balanced and well-constructed portfolio.

More specifically, we are strong believers in high conviction active management, as opposed to quasi active benchmark hugging. We prefer talented stock pickers to be concentrated and focused on identifying the best businesses in the world so that you own a managers' best ideas, without the need for “filler” stocks in order to further diversify the portfolio for risk management. However, we believe it's also important to understand what you own in aggregate. To withstand short-term underperformance or avoid those unintended biases like we see in the index today. By tapping into the top 10 to 20 stocks of multiple managers (say eight to twelve managers in total) we believe you can blend a portfolio together to ensure what you own in aggregate is well diversified and suitably risk controlled across style, country, sector and market cap.

Based on an approach like this, we believe the arguments in favour of increasing active equity investment allocation are now more compelling.



How Willis Towers Watson can help

We have tapped into our skill in high-conviction manager selection developed over many years and leveraged our global research team to find very talented concentrated stock pickers around the world. We then take their highest conviction idea portfolios (typically 10 to 20 stocks) and have blended them such that the overall strategy does not take significant bets on either country, sector or style exposures. This approach focuses on maximising returns from managers' stock selection skill with a prudent risk oversight. We have launched a Fund to house this investment approach, aiming to ensure we can bring further cost savings to our clients by pooling assets and using our buying power to negotiate hard on fees.

We believe this approach can generate long-term improved performance for asset owners. Crucially, it also means, that if equity markets do overheat we are confident that we own some of the best companies in the world that have potential to outperform over the long term.

Lastly, recognising the importance of sustainable investing, we integrate ESG principles into the entire investment process from setting mission and objectives through asset allocation, portfolio construction and manager selection, to monitoring and reporting. We not only take a long-term investment horizon but we have partnered with EOS at Federated Hermes to drive more effective action and stewardship and reflect our commitment to being a responsible asset owner that is investing for a sustainable future.

Further information

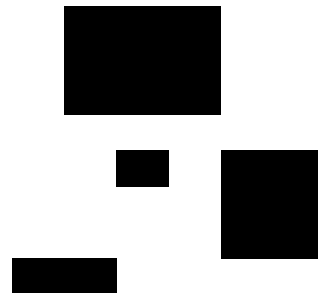
For more information on our active equity investment approach, please contact your Willis Towers Watson consultant or:

Sarah Hopkins

Head of Equity Solutions
+44 113 383 8789
sarah.hopkins@willistowerswatson.com

Lucy Kruiemel

Portfolio Specialist
+44 20 7170 2574
lucy.kruiemel@willistowerswatson.com



Disclaimer

Towers Watson Limited (trading as Willis Towers Watson) has prepared this material for general information purposes only and it should not be considered a substitute for specific professional advice. In particular, its contents are not intended by Towers Watson Limited to be construed as the provision of investment, legal, accounting, tax or other professional advice or recommendations of any kind, or to form the basis of any decision to do or to refrain from doing anything. As such, this material should not be relied upon for investment or other financial decisions and no such decisions should be taken on the basis of its contents without seeking specific advice.

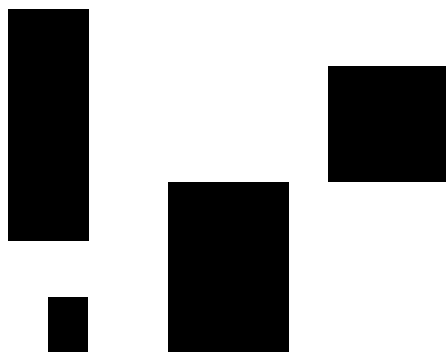
This material is based on information available to Towers Watson Limited at the date of this material and takes no account of subsequent developments after that date. Additionally, material developments may occur subsequent to this presentation rendering it incomplete and inaccurate. Towers Watson Limited assumes no obligation to advise you of any such developments or to update the presentation to reflect such developments. In preparing this material we may have relied upon data supplied to us by third parties. In such cases, whilst reasonable care has been taken to gauge the reliability of this data, we provide no guarantee as to the accuracy or completeness of this data and Towers Watson Limited and its affiliates and their respective directors, officers and employees accept no responsibility and will not be liable for any errors or misrepresentations in the data made by any third party.

This material may not be reproduced or distributed to any other party, whether in whole or in part, without Towers Watson Limited's prior written permission, except as may be required by law. In the absence of our express written agreement to the contrary, Towers Watson Limited and its affiliates and their respective directors, officers and employees accept no responsibility and will not be liable for any consequences howsoever arising from any use of or reliance on this material or the opinions we have expressed.

Towers Watson Limited of Watson House, London Road, Reigate, Surrey, RH2 9PQ is authorised and regulated by the Financial Conduct Authority (FCA) in the United Kingdom. Our FCA register number is 432886. You can check this on the FCA's register by visiting the FCA's website <https://register.fca.org.uk/> or by contacting the FCA on 0800 111 6768 or at 12 Endeavour Square, London, E20 1JN.

Towers Watson Limited (trading as Willis Towers Watson) is authorised and regulated by the Financial Conduct Authority in the U.K.

Towers Watson Limited is a limited liability company registered in England and Wales under registered number 5379716. Registered address: Watson House, London Road, Reigate, Surrey, RH2 9PQ, United Kingdom.



About Willis Towers Watson

Willis Towers Watson (NASDAQ: WLTW) is a leading global advisory, broking and solutions company that helps clients around the world turn risk into a path for growth. With roots dating to 1828, Willis Towers Watson has 45,000 employees serving more than 140 countries and markets. We design and deliver solutions that manage risk, optimise benefits, cultivate talent, and expand the power of capital to protect and strengthen institutions and individuals. Our unique perspective allows us to see the critical intersections between talent, assets and ideas – the dynamic formula that drives business performance. Together, we unlock potential. Learn more at willistowerswatson.com.



willistowerswatson.com/social-media

Copyright © 2021 Willis Towers Watson. All rights reserved.
wtw-HP-2021-0493A

willistowerswatson.com

Willis Towers Watson